



Connectors > PCB Connectors > PCB Headers & Receptacles > Header Assembly: Wire-to-Board, 15A, gold or tin plated



PCB Connector Assembly Type: **PCB Mount Header**

PCB Mount Orientation: **Horizontal**

Connector System: **Wire-to-Board**

Number of Positions: **3**

Number of Rows: **1**

[All Header Assembly: Wire-to-Board, 15A, gold or tin plated \(120\)](#)

Features

Mechanical Attachment

Mating Retention	With
PCB Mount Retention Type	Retention Leg
Mating Alignment Type	Polarization
PCB Mount Retention	With
PCB Mount Alignment	Without
Connector Mounting Type	Board Mount
Mating Alignment	With

Contact Features

Contact Mating Area Plating Material Finish	Matte
Contact Mating Area Plating Material Thickness	2 μm[80 μin]
Contact Mating Area Plating Material	Tin
Contact Type	Pin
Contact Current Rating (Max)	12 A



Housing Features

Housing Material	Polyester GF
Centerline (Pitch)	3.81 mm[.15 in]

Product Type Features

PCB Connector Assembly Type	PCB Mount Header
Connector System	Wire-to-Board
Header Type	Fully Shrouded
Sealable	No
Connector & Contact Terminates To	Printed Circuit Board

Configuration Features

PCB Mount Orientation	Horizontal
Number of Positions	3
Number of Rows	1

Body Features

Primary Product Color	Black
-----------------------	-------

Termination Features

Termination Method to PCB	Through Hole - Solder
---------------------------	-----------------------

Usage Conditions

Operating Temperature Range	-55 – 105 °C[-67 – 221 °F]
-----------------------------	----------------------------

Operation/Application

Circuit Application	Power & Signal
---------------------	----------------

Industry Standards

UL Flammability Rating	UL 94V-0
------------------------	----------

Packaging Features

Packaging Method	Tube, Box
------------------	-----------

Other

EU RoHS Compliance	Compliant
EU ELV Compliance	Compliant

Product Compliance

For compliance documentation, visit the product page on [TE.com](#)>



EU RoHS Directive 2011/65/EU	Compliant
EU ELV Directive 2000/53/EC	Compliant
China RoHS 2 Directive MIIT Order No 32, 2016	No Restricted Materials Above Threshold
EU REACH Regulation (EC) No. 1907/2006	Current ECHA Candidate List: JUNE 2024 (241) Candidate List Declared Against: JUNE 2024 (241) Does not contain REACH SVHC
Halogen Content	Not Low Halogen - contains Br or Cl > 900 ppm.
Solder Process Capability	Wave solder capable to 265°C

Product Compliance Disclaimer

This information is provided based on reasonable inquiry of our suppliers and represents our current actual knowledge based on the information they provided. This information is subject to change. The part numbers that TE has identified as EU RoHS compliant have a maximum concentration of 0.1% by weight in homogenous materials for lead, hexavalent chromium, mercury, PBB, PBDE, DBP, BBP, DEHP, DIBP, and 0.01% for cadmium, or qualify for an exemption to these limits as defined in the Annexes of Directive 2011/65/EU (RoHS2). Finished electrical and electronic equipment products will be CE marked as required by Directive 2011/65/EU. Components may not be CE marked. Additionally, the part numbers that TE has identified as EU ELV compliant have a maximum concentration of 0.1% by weight in homogenous materials for lead, hexavalent chromium, and mercury, and 0.01% for cadmium, or qualify for an exemption to these limits as defined in the Annexes of Directive 2000/53/EC (ELV). Regarding the REACH Regulation, the information TE provides on SVHC in articles for this part number is based on the latest European Chemicals Agency (ECHA) 'Guidance on requirements for substances in articles' posted at this URL: <https://echa.europa.eu/guidance-documents/guidance-on-reach>

Compatible Parts

TE Part # 1-178288-3  
DYNAMIC DD3100 REC HSG 3P (SGL)


Also in the Series | Dynamic 3000 Series

Connector Contacts(94)

Connector Hardware(8)

Insertion & Extraction Tools(2)


PCB Headers & Receptacles(282)



PCB Terminal Blocks(37)



Power Contacts(94)



Wire-to-Board Headers & Receptacles (282)

Customers Also Bought



TE Part #2-917659-6  
DYNAMIC 3200 D/ROW REC HSG 12P



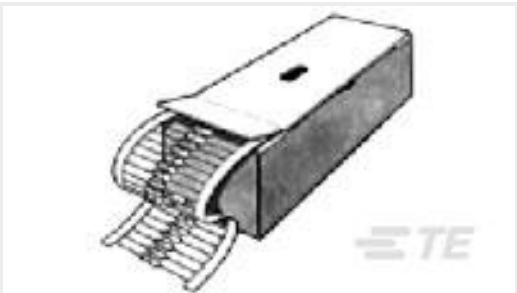
TE Part #175216-3  
DYNAMIC REC CONT. S L/P



TE Part #5-2176231-8  
3522 2K4 1% 3W




TE Part #7-1393243-3  
RT424060



TE Part #1-2176084-5  
EP 7W (S) 2K2 5%



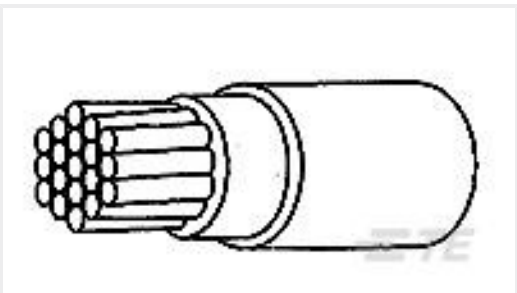
TE Part #2176349-8  
CRGCQ 2512 39R 1%




TE Part #178306-2  
DYNAMIC D3100 HDR ASSY 12P H



TE Part #4-1393243-2  
RT423024



TE Part #1102773001  
FLT0111-0.25-9



TE Part #6648049-1  
CONN,PIN,RT<,COMPL,FLATPAQ

Documents

Product Drawings

DYNAMIC D3100 HDR H 3P ASSY

English

CAD Files

3D PDF

English

Customer View Model

ENG\_CVM\_1-178293-5\_C.2d\_dxf.zip



English

Customer View Model

[ENG\\_CVM\\_1-178293-5\\_C.3d\\_igs.zip](#)

English

Customer View Model

[ENG\\_CVM\\_1-178293-5\\_C.3d\\_stp.zip](#)

English

By downloading the CAD file I accept and agree to the [Terms and Conditions](#) of use.

Product Specifications

[Product Specification](#)

English

Agency Approvals

[TUV Certificate](#)

English