



Connectors > Power Connectors > Circular Power > Circular Power Connectors



Number of Positions: **3**

Connector Product Type: **Housing**

Operating Voltage: **250 VDC**

Connector System: **Wire-to-Wire**

Sealable: **Yes**

Features

Dimensions

Compatible Insulation Diameter Range	3.96 – 6.6 mm [.156 – .26 in]
--------------------------------------	-------------------------------

Packaging Features

Packaging Quantity	100
Packaging Method	Bag

Mechanical Attachment

Mating Retention Type	Threaded Coupling
Thread Size	15/16-20 UNEF – 2A
Polarization Code	A
Panel Mount Feature Type	Flange with Mounting Holes
Mating Alignment Type	Keyed
Mating Alignment	With
Connector Mounting Type	Panel Mount
Mating Retention	With
Panel Mount Feature	With



Housing Features

Body Orientation	Straight
Housing Color	Black
Housing Material	Nylon
Circular Connector Shell Size	17

Product Type Features

Connector Seal & Plug Type	Peripheral
Connector Product Type	Housing
Connector System	Wire-to-Wire
Sealable	Yes
Connector & Contact Terminates To	Wire & Cable
Connector & Housing Type	Receptacle
Circular Connector Shell Type	All Plastic

Configuration Features

Reverse Numbering	With
Number of Positions	3
Number of Power Positions	3
Number of Signal Positions	0

Electrical Characteristics

Operating Voltage	250 VAC
-------------------	---------

Contact Features

Reverse Gender	Yes
Contact Type	Socket
Contact Protection	With

Usage Conditions

Operating Temperature Range	-55 – 105 °C[-67 – 221 °F]
Fluid Resistance	Immersion

Operation/Application

Circuit Application	Power & Signal
Shielded	No

Industry Standards

UL Flammability Rating	UL 94V-0
------------------------	----------



Other

EU RoHS Compliance	Compliant
EU ELV Compliance	Compliant

Product Compliance


[For compliance documentation, visit the product page on TE.com>](#)

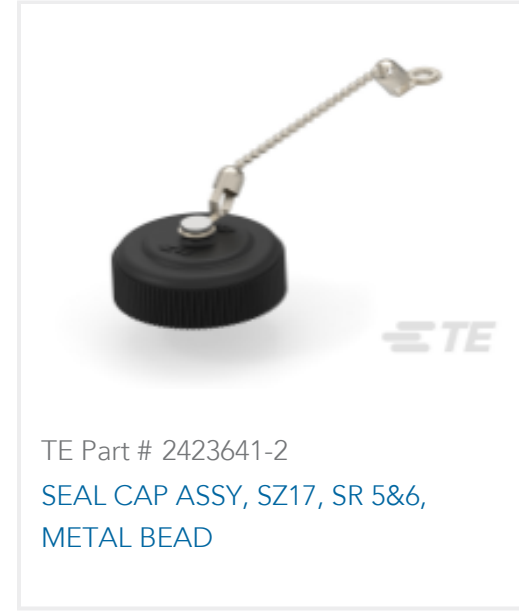
EU RoHS Directive 2011/65/EU	Compliant
EU ELV Directive 2000/53/EC	Compliant
China RoHS 2 Directive MIIT Order No 32, 2016	No Restricted Materials Above Threshold
EU REACH Regulation (EC) No. 1907/2006	Current ECHA Candidate List: JUNE 2024 (241) Candidate List Declared Against: JUNE 2024 (241) Does not contain REACH SVHC
Halogen Content	BFR/CFR/PVC Free, but Br/Cl >900 ppm in other sources.
Solder Process Capability	Not applicable for solder process capability

Product Compliance Disclaimer


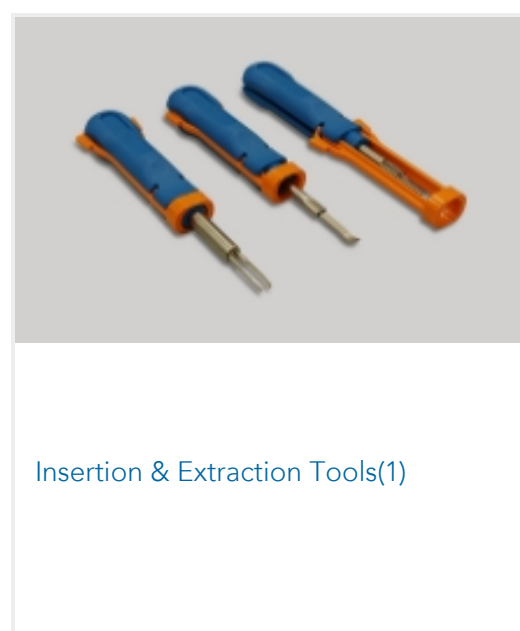




This information is provided based on reasonable inquiry of our suppliers and represents our current actual knowledge based on the information they provided. This information is subject to change. The part numbers that TE has identified as EU RoHS compliant have a maximum concentration of 0.1% by weight in homogenous materials for lead, hexavalent chromium, mercury, PBB, PBDE, DBP, BBP, DEHP, DIBP, and 0.01% for cadmium, or qualify for an exemption to these limits as defined in the Annexes of Directive 2011/65/EU (RoHS2). Finished electrical and electronic equipment products will be CE marked as required by Directive 2011/65/EU. Components may not be CE marked. Additionally, the part numbers that TE has identified as EU ELV compliant have a maximum concentration of 0.1% by weight in homogenous materials for lead, hexavalent chromium, and mercury, and 0.01% for cadmium, or qualify for an exemption to these limits as defined in the Annexes of Directive 2000/53/EC (ELV). Regarding the REACH Regulation, the information TE provides on SVHC in articles for this part number is based on the latest European Chemicals Agency (ECHA) 'Guidance on requirements for substances in articles' posted at this URL: <https://echa.europa.eu/guidance-documents/guidance-on-reach>

Compatible Parts

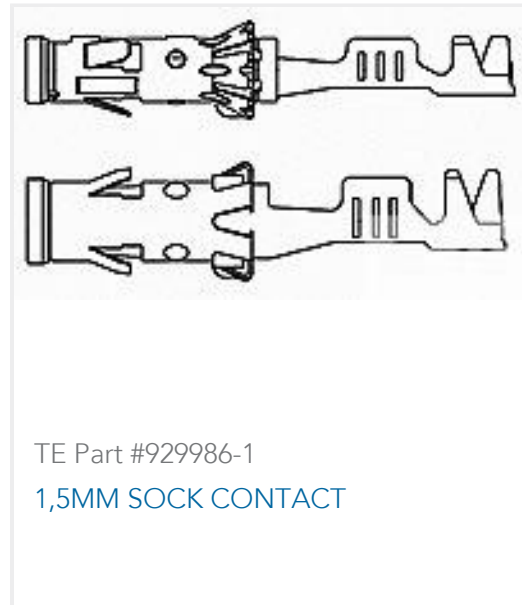




Also in the Series | AMP CPC



Customers Also Bought



Documents

Product Drawings

CPC RECPT SEALED, SIZE 17-3

English

CAD Files

Customer View Model

[ENG_CVM_213889-2_A.3d_igs.zip](#)

English

Customer View Model

[ENG_CVM_213889-2_A.3d_stp.zip](#)

English

Customer View Model

[ENG_CVM_213889-2_A.2d_dxf.zip](#)

English

[3D PDF](#)

English

[3D PDF](#)

3D



Customer View Model

[ENG_CVM_CVM_213889-2_H.2d_dxf.zip](#)

English

Customer View Model

[ENG_CVM_CVM_213889-2_H.3d_igs.zip](#)

English

Customer View Model

[ENG_CVM_CVM_213889-2_H.3d_stp.zip](#)

English

By downloading the CAD file I accept and agree to the [Terms and Conditions](#) of use.

Datasheets & Catalog Pages

[AMP Circular Connectors for Commercial Signal & Power Applications](#)

English

Product Specifications

[Product Specification](#)

English

Instruction Sheets

[Instruction Sheet \(U.S.\)](#)

English

Agency Approvals

[CSA Certificate](#)

English

[CSA Certificate](#)

English