



M12 Connector

TE Internal #: T4111401041-000

4 Position Circular Connector, Cable-to-Cable, Sealable, Wire & Cable, Signal, Cable Mount (Free-Hanging), Reverse Gender, Unplated, M12 Connector

[View on TE.com >](#)

Connectors > Circular Connectors > Standard Circular Connectors > M12 Field Installable Unshielded



Number of Positions: 4

Connector System: **Cable-to-Cable**

Sealable: **Yes**

Connector & Contact Terminates To: **Wire & Cable**

Contact Current Rating (Max): **4 A**

[All M12 Field Installable Unshielded \(102\)](#)

Features

Electrical Characteristics

| | |
|-------------------|---------|
| Operating Voltage | 250 VDC |
|-------------------|---------|

Packaging Features

| | |
|--------------------|---|
| Packaging Quantity | 1 |
|--------------------|---|

Industry Standards

| | |
|------------------------|---------|
| UL Flammability Rating | UL 94HB |
|------------------------|---------|

Other

| | |
|--------------------|---------------------------|
| Field Serviceable | Yes |
| EU RoHS Compliance | Compliant with Exemptions |
| EU ELV Compliance | Compliant with Exemptions |

Usage Conditions

| | |
|------------------------|------|
| IP Dust Sealing Level | 6 |
| IP Water Sealing Level | IP67 |



| | |
|-----------------------------|---------------------------|
| Operating Temperature Range | -40 – 85 °C[-40 – 185 °F] |
|-----------------------------|---------------------------|

Body Features

| | |
|---|-------------------|
| O-Ring Material | Silicone |
| Environmental Protection | IP67 |
| Environmental Protection Type | Elastomer Sealed |
| Primary Product Color | Black |
| Peripheral Seal Material | Silicone |
| Shell Plating Material | Unplated |
| Shell Base Material | Plastic |
| Circular Connector Insulation Material Type | Polyamide 66 GF25 |
| Hermetically Sealed | Yes |

Mechanical Attachment

| | |
|-------------------------|----------------------------|
| Mating Retention Type | Threaded Coupling |
| Mating Alignment | With |
| Connector Mounting Type | Cable Mount (Free-Hanging) |
| Polarization Code | B |
| Mating Alignment Type | Keyed |

Operation/Application

| | |
|---------------------|------------|
| Durability Rating | 100 Cycles |
| Circuit Application | Signal |
| Shielded | No |

Product Type Features

| | |
|-----------------------------------|----------------------|
| Assembly Requirement | Factory Assembled |
| Circular Connector Shell Type | All Plastic |
| Connector Product Type | Connector Assembly |
| Assembly Type | Electrical Connector |
| Connector System | Cable-to-Cable |
| Sealable | Yes |
| Connector & Contact Terminates To | Wire & Cable |
| Circular Connector Type | Plug |
| Shell Type | Plastic |

Configuration Features

| | |
|--|--|
| | |
|--|--|



| | |
|-----------------------------|-----|
| Factory Installed Backshell | No |
| Number of Positions | 4 |
| Number of Power Positions | 0 |
| Number of Signal Positions | 4 |
| Contacts Preloaded | Yes |

Contact Features

| | |
|---------------------------------|-----|
| Contact Current Rating (Max) | 4 A |
| Reverse Gender | Yes |
| Circular Connector Contact Type | Pin |

Housing Features

| | |
|-------------------------------|----|
| Circular Connector Shell Size | 20 |
|-------------------------------|----|

Dimensions

| | |
|-----------|-------------|
| Wire Size | 18 – 24 AWG |
|-----------|-------------|

Product Compliance

For compliance documentation, visit the product page on TE.com>

| | |
|---|--|
| EU RoHS Directive 2011/65/EU | Compliant with Exemptions |
| EU ELV Directive 2000/53/EC | Compliant with Exemptions |
| China RoHS 2 Directive MIIT Order No 32, 2016 | Restricted Materials Above Threshold |
| EU REACH Regulation (EC) No. 1907/2006 | Current ECHA Candidate List: JUNE 2024 (241) Candidate List Declared Against: JUNE 2024 (241) SVHC > Threshold: Pb (3.7% in Component Part) Article Safe Usage Statements: Do not eat, drink or smoke when using this product. Wash thoroughly after handling. Recycle if possible and dispose of the article by following all applicable governmental regulations relevant to your geographic location. |
| Halogen Content | Not Low Halogen - contains Br or Cl > 900 ppm. |
| Solder Process Capability | Not applicable for solder process capability |













Product Compliance Disclaimer

This information is provided based on reasonable inquiry of our suppliers and represents our current actual knowledge based on the information they provided. This information is subject to change. The part numbers that TE has identified as EU RoHS compliant have a maximum concentration of 0.1% by weight in homogenous materials for lead, hexavalent chromium, mercury, PBB, PBDE, DBP, BBP, DEHP, DIBP, and 0.01% for cadmium, or qualify for an exemption to these limits as defined in the Annexes of Directive 2011/65/EU (RoHS2). Finished electrical and electronic equipment products will be CE marked as required by Directive 2011/65/EU. Components may not be CE marked. Additionally, the part numbers that TE has identified as EU ELV compliant have a maximum concentration of 0.1% by weight in homogenous materials for lead, hexavalent chromium, and mercury, and 0.01% for cadmium, or qualify for an exemption to these limits







as defined in the Annexes of Directive 2000/53/EC (ELV). Regarding the REACH Regulation, the information TE provides on SVHC in articles for this part number is based on the latest European Chemicals Agency (ECHA) 'Guidance on requirements for substances in articles' posted at this URL: <https://echa.europa.eu/guidance-documents/guidance-on-reach>


Compatible Parts

| | | | |
|---|--|--|--|
|  <p>TE Part # T4171110404-003 M12,REAR MOUNTING,FEMALE,B,4P, 1.0M WIRE</p> |  <p>TE Part # T4141416041-000 M12,REAR MOUNT,FEMALE,B,4P,M16, POTTING</p> |  <p>TE Part # T4131412041-001 M12,REAR MOUNT,FEMALE,B,4P, SOLDER WIRE</p> |  <p>TE Part # T4141412041-001 M12,REAR MOUNT,FEMALE,B,4P, SOLDER PCB</p> |
|  <p>TE Part # T4171110404-005 M12,REAR MOUNTING,FEMALE,B,4P, 3.0M WIRE</p> |  <p>TE Part # CAT-C73765-M1H M12 Panel Mount PCB</p> |  <p>TE Part # CAT-C73765-M1F M12 Panel Mount Wire</p> |  <p>TE Part # T4110401041-000 M12,FEMALE,STRAIGHT,B CODE,4P, PG7,GOLD</p> |
|  <p>TE Part # T4171110404-004 M12,REAR MOUNTING,FEMALE,B,4P, 1.5M WIRE</p> |  <p>TE Part # T4171110404-801 M12,REAR MOUNT,FEMALE,B,4P,0.2 M WIRE</p> |  <p>TE Part # T4171110404-802 M12,REAR MOUNT,FEMALE,B,4P,0.5 M WIRE</p> |  <p>TE Part # CAT-C73765-M1G M12 Panel Mount Solder Cups</p> |

Also in the Series | M12 Connector

| | | | |
|---|---|---|--|
|  <p>Connector Hardware(11)</p> |  <p>Connector Seals & Cavity Plugs(4)</p> |  <p>M8/M12 Cable Assemblies(230)</p> |  <p>Standard Circular Connectors(793)</p> |
|---|---|---|--|

Customers Also Bought



Documents

Product Drawings

M12,MALE,STRAIGHT,B CODE,4P,PG7,GOLD

English

CAD Files

Customer View Model

ENG_CVM_CVM_T4111401041-000_B.3d_igs.zip

English

Customer View Model

ENG_CVM_CVM_T4111401041-000_B.3d_stp.zip

English

Customer View Model

ENG_CVM_CVM_T4111401041-000_B.2d_dxf.zip

English

3D PDF

3D

By downloading the CAD file I accept and agree to the [Terms and Conditions](#) of use.

Datasheets & Catalog Pages

M8 / M12 Connector System Catalog

English

Product Specifications

Application Specification

English

Agency Approvals

UL

T4111401041-000

4 Position Circular Connector, Cable-to-Cable, Sealable, Wire & Cable, Signal, Cable Mount (Free-Hanging), Reverse Gender, Unplated, M12 Connector



English