




Connectors > Modular Jacks & Plugs > RJ14 Connectors



Port Configuration: **Single Port**

Port Matrix Configuration: **1 x 1**

Connector Profile: **Standard**

Modular Jacks & Plugs Products: **RJ Type Jacks & Plugs**

Connector Contact Density: **Standard**

Features

Mechanical Attachment

Panel Mount Feature Type	Panel Stops
Panel Mount Feature	With
Connector Mounting Type	Board Mount

Contact Features

Contact Underplating Material	Nickel
Contact Mating Area Plating Material Thickness	.15 µm
Contact Base Material	Phosphor Bronze
Contact Mating Area Plating Material	Gold
PCB Contact Termination Area Plating Material	Tin
Contact Current Rating (Max)	1.5 A

Housing Features

Centerline (Pitch)	1.02 mm[.04 in]
Mating Entry Location	Side
Housing Color	Black
Housing Material	PBT



Operation/Application

Circuit Application	Signal
Shielded	No

Product Type Features

Connector & Contact Terminates To	Printed Circuit Board
Connector System	Cable-to-Board
Modular Jacks & Plugs Products	RJ Type Jacks & Plugs
Modular Connector Style	Jack

Configuration Features

Number of Positions	6
Port Configuration	Single Port
Port Matrix Configuration	1 x 1
Connector Contact Density	Standard
PCB Mount Orientation	Right Angle
Number of Loaded Positions	4

Body Features

Connector Profile	Standard
Modular Jack Latch Orientation	Standard - Latch Down

Termination Features

Termination Method to PCB	Through Hole - Solder
Termination Post & Tail Length	3.1 mm[.122 in]

Dimensions

PCB Thickness (Recommended)	1.6 mm[.063 in]
Connector Height	11.5 mm[.453 in]

Usage Conditions

Operating Temperature Range	-40 – 70 °C[-40 – 158 °F]
-----------------------------	---------------------------

Industry Standards

Performance Category	Cat 3
UL Flammability Rating	UL 94V-0

Packaging Features

Packaging Method	Tape & Reel, Reel
Packaging Quantity	800



Other

EU RoHS Compliance	Compliant
EU ELV Compliance	Compliant

Product Compliance

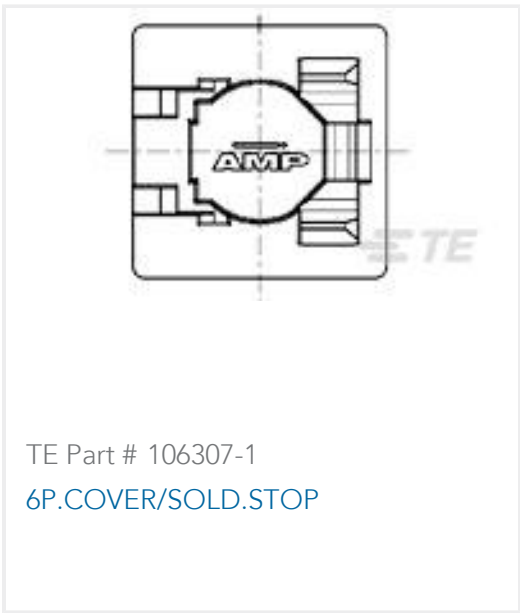
For compliance documentation, visit the product page on TE.com>

EU RoHS Directive 2011/65/EU	Compliant
EU ELV Directive 2000/53/EC	Compliant
China RoHS 2 Directive MIIT Order No 32, 2016	No Restricted Materials Above Threshold
EU REACH Regulation (EC) No. 1907/2006	Current ECHA Candidate List: JUNE 2024 (241) Candidate List Declared Against: JUNE 2024 (241) Does not contain REACH SVHC
Halogen Content	Not Low Halogen - contains Br or Cl > 900 ppm.
Solder Process Capability	Wave solder capable to 265°C


Product Compliance Disclaimer

This information is provided based on reasonable inquiry of our suppliers and represents our current actual knowledge based on the information they provided. This information is subject to change. The part numbers that TE has identified as EU RoHS compliant have a maximum concentration of 0.1% by weight in homogenous materials for lead, hexavalent chromium, mercury, PBB, PBDE, DBP, BBP, DEHP, DIBP, and 0.01% for cadmium, or qualify for an exemption to these limits as defined in the Annexes of Directive 2011/65/EU (RoHS2). Finished electrical and electronic equipment products will be CE marked as required by Directive 2011/65/EU. Components may not be CE marked. Additionally, the part numbers that TE has identified as EU ELV compliant have a maximum concentration of 0.1% by weight in homogenous materials for lead, hexavalent chromium, and mercury, and 0.01% for cadmium, or qualify for an exemption to these limits as defined in the Annexes of Directive 2000/53/EC (ELV). Regarding the REACH Regulation, the information TE provides on SVHC in articles for this part number is based on the latest European Chemicals Agency (ECHA) 'Guidance on requirements for substances in articles' posted at this URL: <https://echa.europa.eu/guidance-documents/guidance-on-reach>


Compatible Parts




Also in the Series | Alcoswitch SE



Automotive Connector Locks & Position Assurance(1)



High Speed Backplane Connectors(1)



Printable Tubing(3)



RJ14 Connectors(3)




RJ22 Connectors(3)



RJ25 Connectors(5)



RJ45 Connectors(8)



Slide Switches(5)

Customers Also Bought



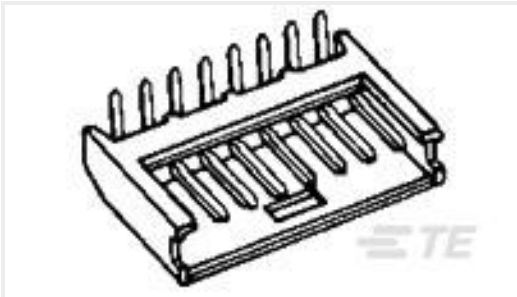
TE Part #5569261-1  
STK MJ ASSY,8POS,2X3,SHLD,CAT5



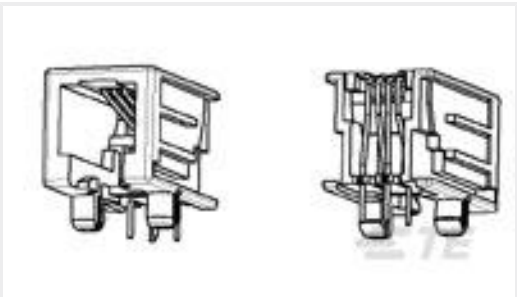
TE Part #1-406541-1  
MJ,INV,1X1,6PNL G,.100"ST,SN




TE Part #350766-1  
03P UMNL PLUG HSG



TE Part #280377-1  
2P AMPMODU II SHRD HDR, RT ANG, TIN



TE Part #1-1705950-2  
Modular Jack SE, 6/4, Gold flash



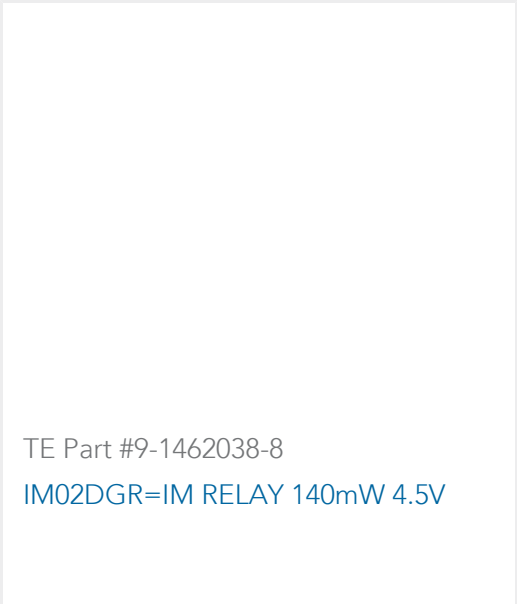
TE Part #1879252-8  
RP 2B 4R99 0.1% 15PPM 1K RL



TE Part #2-1676913-7  
YR1 0.1% 1M0



TE Part #1-1462039-9  
IM42DGR=IM RELAY 100mW 4.5V BIS



TE Part #9-1462038-8  
IM02DGR=IM RELAY 140mW 4.5V

Documents



Product Drawings

Modular Jack SE, 6/4, Gold flash

English

CAD Files

Customer View Model

ENG\_CVM\_CVM\_1705950-2\_C.2d\_dxf.zip

English

3D PDF

3D

Customer View Model

ENG\_CVM\_CVM\_1705950-2\_C.3d\_igs.zip

English

Customer View Model

ENG\_CVM\_CVM\_1705950-2\_C.3d\_stp.zip

English

By downloading the CAD file I accept and agree to the [Terms and Conditions](#) of use.

Product Specifications

side entry, bottom entry, top entry and toolless modular jack

English

Product Specification

English

Agency Approvals

CSA Certificate

English