

OJ-SS-112LMHF,000

✓ ACTIVE

OEG | OEG Miniature PCB Relay OJ/OJE

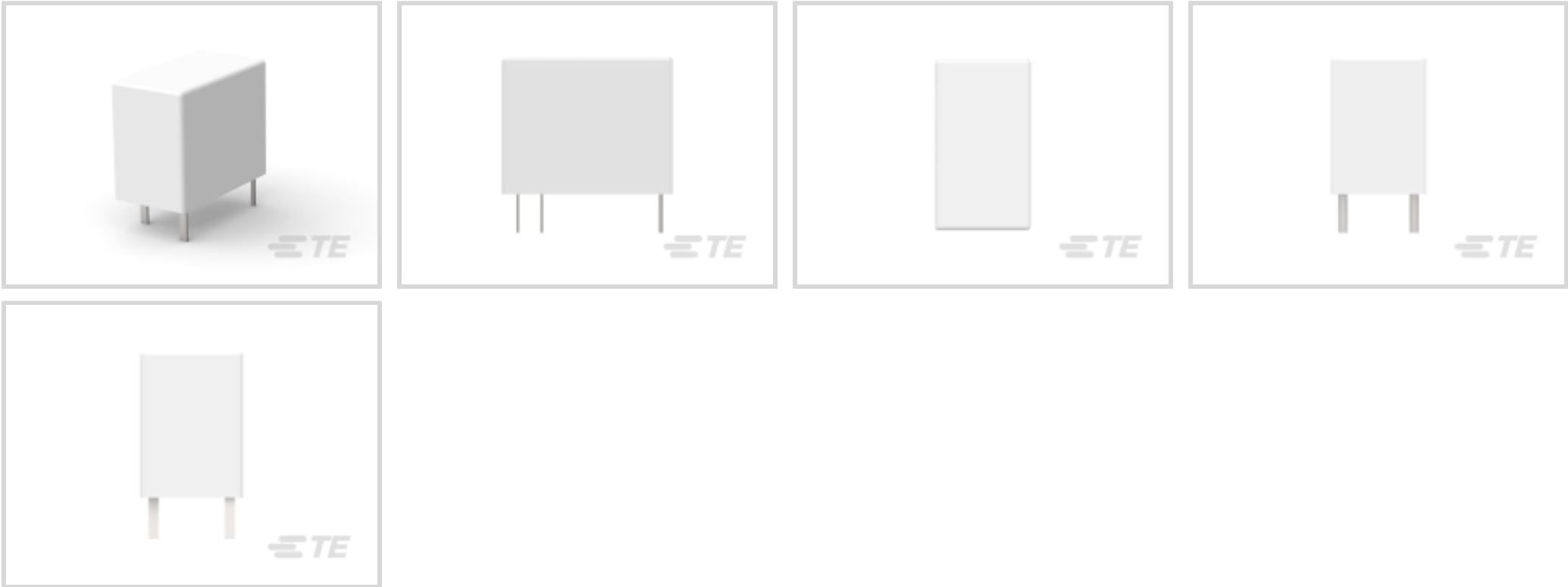
TE Internal #: 1721083-1

General Purpose Power Relay, DC, Monostable, 1 Form A SPST-NO, 8 A Contact Rating, 12 VDC Coil Voltage, OEG Miniature PCB Relay OJ/OJE

[View on TE.com >](#)



Relays & Contactors > Electromechanical Relays > STD OEG Miniature PCB OJ/OJE Pow Relays



Relay & Contactor Type: **General Purpose Power Relay**

Current Type: **DC**

Coil Magnetic System: **Monostable**

Contact Arrangement: **1 Form A SPST-NO**

Contact Current Rating: **8 A**

[All STD OEG Miniature PCB OJ/OJE Pow Relays \(65\)](#)

Features

Contact Features

Contact Material	AgCdO
------------------	-------

Dimensions

Insulation Clearance Between Contact & Coil	7.7 mm[.303 in]
Insulation Creepage Between Contact & Coil	9.4 mm[.37 in]
Product Width	10.2 mm[.401 in]
Product Length	18.2 mm[.716 in]
Product Height	14.7 mm[.578 in]

Packaging Features

Packaging Method	Tray, Box & Tray
------------------	------------------

Other

Coil Power Rating Class	.15 – .2 W
Contact Current Class	16 A



Environmental Ambient Temperature Class	50 – 70 °C
Height Class (Mechanical)	14 – 15 mm
Length Class (Mechanical)	16 – 20 mm
Width Class (Mechanical)	10 – 12 mm
EU RoHS Compliance	Compliant with Exemptions
EU ELV Compliance	Compliant

Usage Conditions

Environmental Category of Protection	RTII
Environmental Ambient Temperature (Max)	70 °C[158 °F]

Body Features

Product Weight	9 g[.318 oz]
Enclosure Type	Flux Resistant Automatic Soldering

Electrical Characteristics

Contact Limiting Short-Time Current	8 A
Contact Limiting Making Current	8 A
Contact Limiting Continuous Current	8 A
Contact Limiting Breaking Current	8 A
Insulation Initial Dielectric Between Open Contacts	750 Vrms
Contact Switching Voltage (Max)	277 VAC
Contact Switching Load (Min)	100mA @ 5V
Coil Resistance	720 Ω
Contact Current Rating	8 A
Coil Voltage Rating	12 VDC
Contact Voltage Rating	30 VDC
Coil Power Rating DC	.2 W
Insulation Initial Dielectric Between Contacts & Coil	4000 Vrms

Configuration Features

Contact Number of Poles	1
Coil Special Features	UL Coil Insulation Class F
Contact Arrangement	1 Form A SPST-NO

Product Type Features

Relay & Contactor Type	General Purpose Power Relay
------------------------	-----------------------------



Operation/Application

Current Type	DC
Coil Magnetic System	Monostable

Termination Features

Main Termination & Connection Type	Solder Pins
Coil Termination & Connection Type	Solder Pins

Mechanical Attachment

Product Mount Type	Board Mount
--------------------	-------------

Product Compliance

For compliance documentation, visit the product page on TE.com>

EU RoHS Directive 2011/65/EU	Compliant with Exemptions
EU ELV Directive 2000/53/EC	Compliant
China RoHS 2 Directive MIIT Order No 32, 2016	Restricted Materials Above Threshold
EU REACH Regulation (EC) No. 1907/2006	Current ECHA Candidate List: JUNE 2024 (241) Candidate List Declared Against: JUNE 2024 (241) SVHC > Threshold: Cadmium oxide (4.75% in Component Part) <b>Article Safe Usage Statements:</b> Use personal protective equipment as required. Do not eat, drink or smoke when using this product. Recycle if possible and dispose of the article by following all applicable governmental regulations relevant to your geographic location.
Halogen Content	Not Low Halogen - contains Br or Cl > 900 ppm.
Solder Process Capability	Wave solder capable to 265°C

Product Compliance Disclaimer

This information is provided based on reasonable inquiry of our suppliers and represents our current actual knowledge based on the information they provided. This information is subject to change. The part numbers that TE has identified as EU RoHS compliant have a maximum concentration of 0.1% by weight in homogenous materials for lead, hexavalent chromium, mercury, PBB, PBDE, DBP, BBP, DEHP, DIBP, and 0.01% for cadmium, or qualify for an exemption to these limits as defined in the Annexes of Directive 2011/65/EU (RoHS2). Finished electrical and electronic equipment products will be CE marked as required by Directive 2011/65/EU. Components may not be CE marked. Additionally, the part numbers that TE has identified as EU ELV compliant have a maximum concentration of 0.1% by weight in homogenous materials for lead, hexavalent chromium, and mercury, and 0.01% for cadmium, or qualify for an exemption to these limits as defined in the Annexes of Directive 2000/53/EC (ELV). Regarding the REACH Regulation, the information TE provides on SVHC in articles for this part number is based on the latest European Chemicals Agency (ECHA) 'Guidance on requirements for substances in articles' posted at this URL: <https://echa.europa.eu/guidance-documents/guidance-on-reach>

Compatible Parts



TE Part # CAT-OE4-OJ1  
STD OEG Miniature PCB OJ/OJE Pow Relays

Also in the Series

OEG Miniature PCB Relay OJ/OJE



DC Relays(67)



Electromechanical Relays(67)

Customers Also Bought



TE Part #1367073-1  
20 POS SMT CONN, SFP, 15AU



TE Part #4-2176230-4  
3522 3K3 5% 3W



TE Part #6643269-1  
IC CON, SKT, ASSY



TE Part #2170704-3  
CAGE ASSY, QSFP28 1X1, SPRING, HS



TE Part #9-2176305-8  
RP 1E 0.1W 1K1 0.1% 25PPM 5K RL



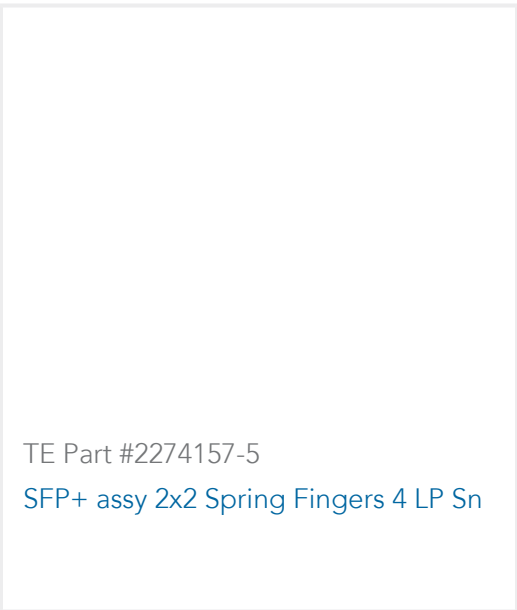
TE Part #5-5223963-1  
UPM R/A Header 3P HC Power Conn, MLM



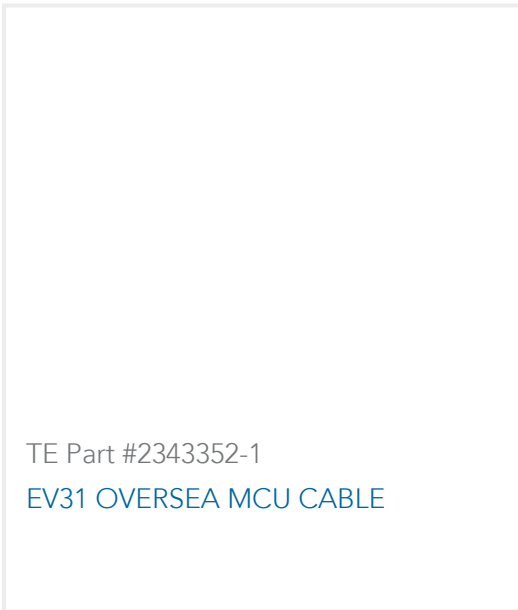
TE Part #6-1734248-0  
1.0 FPC, ZIF V/T, SMT, 30P



TE Part #2300837-2  
Hardware Kit, CFP, 5mm Heatsink



TE Part #2274157-5  
SFP+ assy 2x2 Spring Fingers 4 LP Sn



TE Part #2343352-1  
EV31 OVERSEA MCU CABLE



Documents

Product Drawings

OJ-SS-112LMHF,000

English

CAD Files

3D PDF

3D

Customer View Model

ENG\_CVM\_CVM\_1721083-1\_J.2d\_dxf.zip

English

Customer View Model

ENG\_CVM\_CVM\_1721083-1\_J.3d\_igs.zip

English

Customer View Model

ENG\_CVM\_CVM\_1721083-1\_J.3d\_stp.zip

English

By downloading the CAD file I accept and agree to the [Terms and Conditions](#) of use.

Datasheets & Catalog Pages

OJ\_OJE Series Relay Data Sheet English

English

Product Specifications

Definitions General Purpose Relays

English

Agency Approvals

VDE Certificate

English