

PLC-RPT- 24DC/21AU/MS - Relay module



2909672

<https://www.phoenixcontact.com/us/products/2909672>

Please be informed that the data shown in this PDF document is generated from our online catalog. Please find the complete data in the user documentation. Our general terms of use for downloads are valid.



PLC-INTERFACE, consisting of PLC-BPT.../21 basic terminal block with Push-in connection and plug-in miniature relay with multi-layer gold contact and manual operation, 1 changeover contact, 24 V DC input voltage

Commercial data

| | |
|--------------------------------------|---------------------|
| Item number | 2909672 |
| Packing unit | 10 pc |
| Minimum order quantity | 10 pc |
| Sales key | C461 |
| Product key | CK62AB |
| Catalog page | Page 365 (C-5-2019) |
| GTIN | 4055626378053 |
| Weight per piece (including packing) | 35.49 g |
| Weight per piece (excluding packing) | 31.27 g |
| Customs tariff number | 85364190 |
| Country of origin | DE |

PLC-RPT- 24DC/21AU/MS - Relay module



2909672

<https://www.phoenixcontact.com/us/products/2909672>

Technical data

Product properties

| | |
|-------------------------|---------------------------|
| Product type | Relay Module |
| Product family | PLC-INTERFACE |
| Application | Palm switch |
| Operating mode | 100% operating factor |
| Mechanical service life | 2x 10 ⁷ cycles |

Data management status

| | |
|------------------------------|------------|
| Date of last data management | 01.07.2024 |
|------------------------------|------------|

Electrical properties

| | |
|---|--|
| Maximum power dissipation for nominal condition | 0.22 W |
| Test voltage (Winding/contact) | 4 kV AC (50 Hz, 1 min., winding/contact) |

Insulation characteristics: Coil/contact

| | |
|---------------------------------|-------|
| Rated insulation voltage | 250 V |
| Rated impulse withstand voltage | 6 kV |
| Overvoltage category | III |
| Degree of pollution | 3 |

Input data

Coil side

| | |
|--|--|
| Nominal input voltage U _N | 24 V DC |
| Input voltage range | 18.5 V DC ... 33.6 V DC (20 °C) |
| Nominal voltage (plugged-in electromechanical relay) | 24 V DC |
| Drive and function | monostable |
| Drive (polarity) | polarized |
| Typical input current at U _N | 9 mA |
| Typical response time | 5 ms |
| Typical release time | 8 ms |
| Protective circuit | Reverse polarity protection; Polarity protection diode |
| | Surge protection; Freewheeling diode |
| Operating voltage display | Yellow LED |

Output data

Switching

| | |
|---------------------------|-------------------------|
| Contact switching type | 1 changeover contact |
| Type of switch contact | Single contact |
| Contact connection type | Signal contact |
| Contact material | AgSnO, hard gold-plated |
| Maximum switching voltage | 30 V AC |

PLC-RPT- 24DC/21AU/MS - Relay module



2909672

<https://www.phoenixcontact.com/us/products/2909672>

| | |
|---------------------------------------|---|
| | 36 V DC |
| Minimum switching voltage | 100 mV (at 10 mA) |
| Limiting continuous current | 50 mA |
| Maximum inrush current | 50 mA |
| Min. switching current | 1 mA (24 V) |
| Short-circuit current | 200 A (conditional short-circuit current) |
| Interrupting rating (ohmic load) max. | 1.2 W (at 24 V DC) |
| Output fuse | 4 A gL/gG NEOZED |

Switching: when the gold layer is destroyed

| | |
|---------------------------------------|--|
| Note | the following values are applicable if a gold layer is destroyed |
| Maximum switching voltage | 250 V AC/DC |
| Minimum switching voltage | 5 V (at 100 mA) |
| Limiting continuous current | 6 A |
| Min. switching current | 10 mA (at 12 V) |
| Interrupting rating (ohmic load) max. | 140 W (at 24 V DC) |
| | 20 W (at 48 V DC) |
| | 18 W (at 60 V DC) |
| | 23 W (at 110 V DC) |
| | 40 W (at 220 V DC) |
| Switching capacity | 1500 VA (for 250 V AC) |
| | 2 A (at 24 V, DC13) |
| | 0.2 A (at 110 V, DC13) |
| | 0.1 A (at 220 V, DC13) |
| | 3 A (at 24 V, AC15) |
| | 3 A (at 120 V, AC15) |
| | 3 A (at 230 V, AC15) |

Connection data

| | |
|----------------------------------|--|
| Connection method | Push-in connection |
| Stripping length | 10 mm |
| Conductor cross section rigid | 0.14 mm ² ... 2.5 mm ² |
| Conductor cross section flexible | 0.14 mm ² ... 2.5 mm ² |
| | 0.2 mm ² ... 2.5 mm ² (Single ferrule) |
| | 2x 0.5 mm ² ... 1 mm ² (TWIN ferrule) |
| Conductor cross section AWG | 26 ... 14 |

Dimensions

| | |
|--------|--------|
| Width | 6.2 mm |
| Height | 80 mm |
| Depth | 94 mm |

Material specifications

PLC-RPT- 24DC/21AU/MS - Relay module



2909672

<https://www.phoenixcontact.com/us/products/2909672>

| | |
|--|-----------------|
| Color | gray (RAL 7042) |
| Flammability rating according to UL 94 | V0 (Housing) |

Environmental and real-life conditions

Ambient conditions

| | |
|---|-------------------|
| Degree of protection (Relay) | RT III (Relay) |
| Degree of protection (Relay base) | IP20 (Relay base) |
| Ambient temperature (operation) | -40 °C ... 60 °C |
| Ambient temperature (storage/transport) | -40 °C ... 85 °C |

Approvals

CE

| | |
|-------------|--------------|
| Certificate | CE-compliant |
|-------------|--------------|

UKCA

| | |
|-------------|----------------|
| Certificate | UKCA-compliant |
|-------------|----------------|

Shipbuilding approval

| | |
|-------------|------------|
| Certificate | TAE0000196 |
|-------------|------------|

Corrosive gas test

| | |
|----------------|---|
| Identification | ISA-S71.04. G3 Harsh Group EN 60068-2-60 |
| Temperature | D |
| Humidity | A |
| Vibration | B/C |
| EMC | B |
| Enclosure | Required protection according to the Rules shall be provided upon installation on board |

EMC data

| | |
|-------------------------------|--|
| Electromagnetic compatibility | Conformance with EMC directive |
| Low Voltage Directive | Conformance with Low Voltage Directive |

Standards and regulations

Standards/regulations

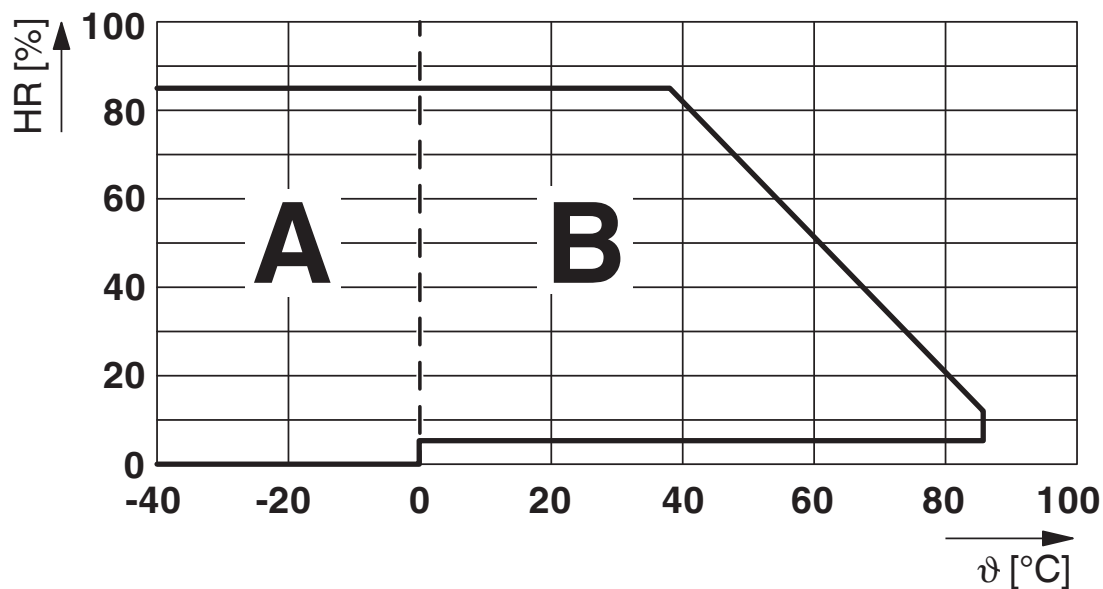
| | |
|-----------------------|---|
| Standards/regulations | IEC 60664 IEC 60664A DIN VDE 0110 IEC 60255/DIN VDE 0435 (in relevant parts) |
|-----------------------|---|

Mounting

| | |
|-------------------|---------------------------|
| Mounting type | DIN rail mounting |
| Assembly note | in rows with zero spacing |
| Mounting position | any |

Drawings

Diagram



Permissible humidity for operation and storage.

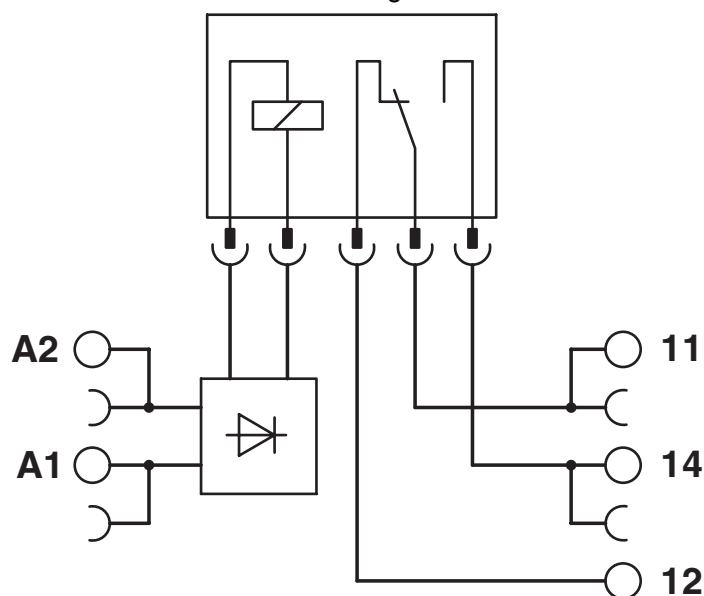
The maximum permissible ambient temperature as specified in the data sheet must be observed.

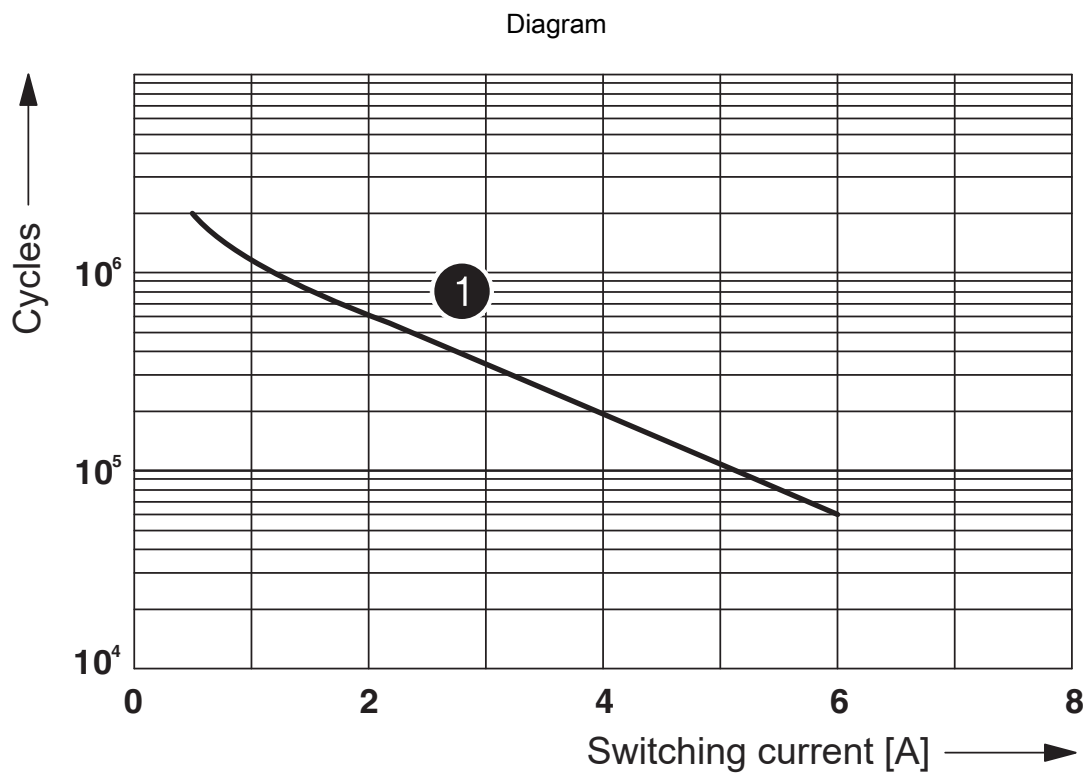
Area A: Ice buildup at ambient temperatures $\leq 0^{\circ}\text{C}$ must be prevented

Area B: Condensation at ambient temperatures $> 0^{\circ}\text{C}$ must be prevented

On 30 full days that are naturally distributed across an entire year, a humidity level of 95% is permissible at an ambient temperature $\leq 25^{\circ}\text{C}$.

Circuit diagram

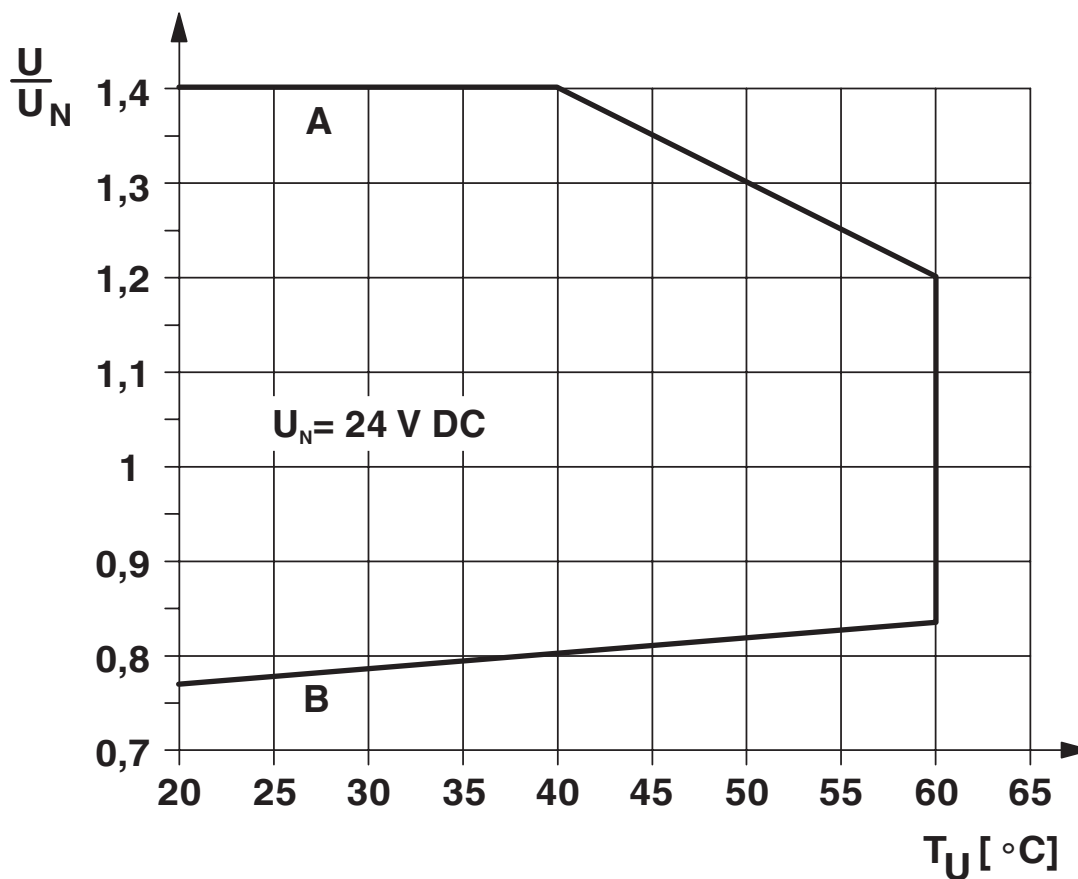




① 250 V AC, ohmic load

Electrical service life

Diagram



Curve A

Maximum permissible continuous voltage U_{max} with limiting continuous current on the contact side (see relevant technical data)

Curve B

Minimum permissible operate voltage U_{op} after pre-excitation (see relevant technical data)


PLC-RPT- 24DC/21AU/MS - Relay module



2909672

<https://www.phoenixcontact.com/us/products/2909672>

Approvals

 To download certificates, visit the product detail page: <https://www.phoenixcontact.com/us/products/2909672>



EAC

Approval ID: RU*C-DE.*08.B.00010



DNV GL

Approval ID: TAE0000196



cULus Listed

Approval ID: E140324

PLC-RPT- 24DC/21AU/MS - Relay module



2909672

<https://www.phoenixcontact.com/us/products/2909672>

Classifications

ECLASS

| | |
|-------------|----------|
| ECLASS-11.0 | 27371601 |
| ECLASS-12.0 | 27371601 |
| ECLASS-13.0 | 27371601 |

ETIM

| | |
|----------|----------|
| ETIM 9.0 | EC001437 |
|----------|----------|

UNSPSC

| | |
|-------------|----------|
| UNSPSC 21.0 | 39122300 |
|-------------|----------|

Environmental product compliance

EU RoHS

| | |
|---|--------------|
| Fulfills EU RoHS substance requirements | Yes |
| Exemption | 7(a), 7(c)-I |

China RoHS

| | |
|--|---|
| Environment friendly use period (EFUP) | EFUP-50 |
| | An article-related China RoHS declaration table can be found in the download area for the respective article under "Manufacturer declaration". For all articles with EFUP-E, no China RoHS declaration table issued and required. |

EU REACH SVHC

| | |
|-------------------------------------|---|
| REACH candidate substance (CAS No.) | Hexahydromethylphthalic anhydride(CAS: n/a) |
| | Lead(CAS: 7439-92-1) |
| SCIP | d737396f-5640-4ef0-8c56-5c6eff0576f2 |