




Terminals & Splices > Ring Terminals



Ring Terminal Product Type: Closed Ring Tongue Terminal

Wire Size: 1624 – 4106 CMA

Stud Size: #6, M3.5

Features

Configuration Features

Number of Holes	1
-----------------	---

Mechanical Attachment

Wire Insulation Support	With
-------------------------	------

Industry Standards

Government Qualified Terminal	No
-------------------------------	----

Packaging Features

Packaging Quantity	12000
Packaging Method	Strip/Reel

Contact Features

Contact Base Material	Brass
Barrel Type	Open
Terminal Orientation	Straight
Terminal Plating Material	Tin
Contact Underplating Material	None

Dimensions

--	--



	.1 in
Wire Size	1624 – 4106 CMA
Stud Diameter	3.68 mm[.145 in]
Tongue Thickness	.46 mm[.018 in]
Product Length	18.54 mm[.73 in]
Barrel Inside Diameter	3.04 mm, 1.65 mm[.12 in][.065 in]
Compatible Insulation Diameter (Max)	3.56 mm[.14 in]
Compatible Insulation Diameter Range	2.54 – 3.56 mm[.1 – .14 in]

Product Type Features

Shape Description	Circular/Oval
Ring Terminal Product Type	Closed Ring Tongue Terminal
Stud Size	#6, M3.5
Sealable	No
Compatible With Discrete Wire Type	Stranded
Wire Insulation Support Retention Type	Insulation Support

Usage Conditions

Insulation Option	Uninsulated
Operating Temperature Range	-40 – 110 °C[-40 – 230 °F]

Operation/Application

Compatible With Wire Base Material	Copper
------------------------------------	--------

Other

EU RoHS Compliance	Compliant
EU ELV Compliance	Compliant

Product Compliance

For compliance documentation, visit the product page on TE.com>

EU RoHS Directive 2011/65/EU	Compliant
EU ELV Directive 2000/53/EC	Compliant
China RoHS 2 Directive MIIT Order No 32, 2016	No Restricted Materials Above Threshold
EU REACH Regulation (EC) No. 1907/2006	Current ECHA Candidate List: JUNE 2024 (241) Candidate List Declared Against: JUNE 2024 (241) Does not contain REACH SVHC




Halogen Content	Low Halogen - Br, Cl, F, I < 900 ppm per homogenous material. Also BFR/CFR/PVC Free
Solder Process Capability	Not applicable for solder process capability


Product Compliance Disclaimer

This information is provided based on reasonable inquiry of our suppliers and represents our current actual knowledge based on the information they provided. This information is subject to change. The part numbers that TE has identified as EU RoHS compliant have a maximum concentration of 0.1% by weight in homogenous materials for lead, hexavalent chromium, mercury, PBB, PBDE, DBP, BBP, DEHP, DIBP, and 0.01% for cadmium, or qualify for an exemption to these limits as defined in the Annexes of Directive 2011/65/EU (RoHS2). Finished electrical and electronic equipment products will be CE marked as required by Directive 2011/65/EU. Components may not be CE marked. Additionally, the part numbers that TE has identified as EU ELV compliant have a maximum concentration of 0.1% by weight in homogenous materials for lead, hexavalent chromium, and mercury, and 0.01% for cadmium, or qualify for an exemption to these limits as defined in the Annexes of Directive 2000/53/EC (ELV). Regarding the REACH Regulation, the information TE provides on SVHC in articles for this part number is based on the latest European Chemicals Agency (ECHA) 'Guidance on requirements for substances in articles' posted at this URL: <https://echa.europa.eu/guidance-documents/guidance-on-reach>


Compatible Parts



TE Part # 2150380-1
OCEAN_2.0_APPLICATOR-E-110F160F-REM



TE Part # 7-2150380-7
OCEAN_2.0_SPARE_PART_KIT-110F160F



TE Part # 2150380-2
OCEAN_2.0_APPLICATOR-E-110F160FA-REA

Customers Also Bought



TE Part #2-215083-4
MICRO-MATCH MOW.24P



TE Part #926307-3
6P UN-MNL AUFN-GEH



TE Part #1571999-6
ADP0404=PIANO DIP SWITCH



TE Part #926300-3
6P UN-MNL STECKGEH



TE Part #881545-1
SHUNT LP W/HANDLE 2POS 15AU



TE Part #42745-2
PIN 090 FLAG RECEPTACLE 20-14 AWG TPPHBZ



TE Part #61969-1
187 FASTON REC 20-16 AWG TPBR



TE Part #3-2176331-4
CRGP 2512 5K6 1%



Documents

Product Drawings

RING CRIMP 18-14 AWG TPBR

English

CAD Files

3D PDF

3D

Customer View Model

ENG_CVM_CVM_60770-2_R_c-60770-2-r.2d_dxf.zip

English

Customer View Model

ENG_CVM_CVM_60770-2_R_c-60770-2-r.3d_igs.zip

English

Customer View Model

ENG_CVM_CVM_60770-2_R_c-60770-2-r.3d_stp.zip

English

By downloading the CAD file I accept and agree to the [Terms and Conditions](#) of use.

Product Specifications

Engineering Report

English