




Connectors > Connector Accessories > Connector Strain Relief > Crimp Flange for Size 1-3STD/1-4QL Shell



Strain Relief Accessory Type: **Crimp Flange**

Shielded: **Yes**

Thread Size: **None**

Operating Temperature Range: **-40 – 90 °C [-40 – 194 °F]**

EU RoHS Compliance: **Not Compliant**

[All Crimp Flange for Size 1-3STD/1-4QL Shell \(14\)](#)

Features

Product Type Features

Strain Relief Accessory Type	Crimp Flange
------------------------------	--------------

Operation/Application

Shielded	Yes
----------	-----

Mechanical Attachment

Thread Size	None
-------------	------

Usage Conditions

Operating Temperature Range	-40 – 90 °C[-40 – 194 °F]
-----------------------------	---------------------------

Other

EU RoHS Compliance	Not Compliant
--------------------	---------------

Product Compliance

[For compliance documentation, visit the product page on TE.com>](#)

EU RoHS Directive 2011/65/EU	Not Compliant
------------------------------	---------------



EU ELV Directive 2000/53/EC	Not Yet Reviewed
China RoHS 2 Directive MIIT Order No 32, 2016	Restricted Materials Above Threshold
EU REACH Regulation (EC) No. 1907/2006	Current ECHA Candidate List: JUNE 2024 (241) Candidate List Declared Against: JUNE 2024 (241) SVHC > Threshold: Pb (3.5% in Component Part) Article Safe Usage Statements: Do not eat, drink or smoke when using this product. Wash thoroughly after handling. Recycle if possible and dispose of the article by following all applicable governmental regulations relevant to your geographic location.
Halogen Content	Low Halogen - Br, Cl, F, I < 900 ppm per homogenous material. Also BFR/CFR/PVC Free
Solder Process Capability	Not reviewed for solder process capability

Product Compliance Disclaimer

This information is provided based on reasonable inquiry of our suppliers and represents our current actual knowledge based on the information they provided. This information is subject to change. The part numbers that TE has identified as EU RoHS compliant have a maximum concentration of 0.1% by weight in homogenous materials for lead, hexavalent chromium, mercury, PBB, PBDE, DBP, BBP, DEHP, DIBP, and 0.01% for cadmium, or qualify for an exemption to these limits as defined in the Annexes of Directive 2011/65/EU (RoHS2). Finished electrical and electronic equipment products will be CE marked as required by Directive 2011/65/EU. Components may not be CE marked. Additionally, the part numbers that TE has identified as EU ELV compliant have a maximum concentration of 0.1% by weight in homogenous materials for lead, hexavalent chromium, and mercury, and 0.01% for cadmium, or qualify for an exemption to these limits as defined in the Annexes of Directive 2000/53/EC (ELV). Regarding the REACH Regulation, the information TE provides on SVHC in articles for this part number is based on the latest European Chemicals Agency (ECHA) 'Guidance on requirements for substances in articles' posted at this URL: <https://echa.europa.eu/guidance-documents/guidance-on-reach>

Compatible Parts




Also in the Series | Rail D-Sub Backshells



Connector Backshells(55)



Connector Contacts(5)



Connector Hardware(19)



Connector Strain Relief(67)



Crimp D-Sub Connectors(10)




Insertion & Extraction Tools(2)

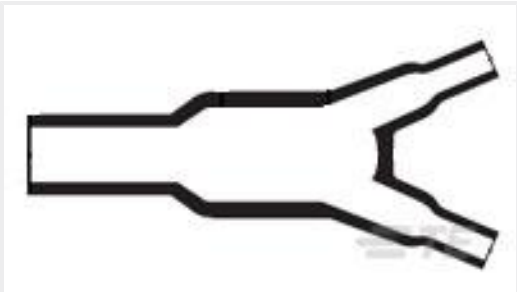
Customers Also Bought



TE Part #1658646-1
KIT,HDP-20,OVRMLD,RCPT,SIZE 1,



TE Part #1-1564337-1
16POS, MIXED,REC HSG,ASSY



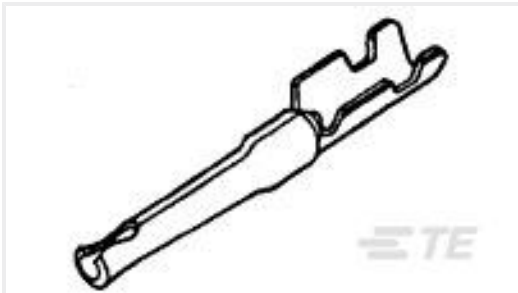
TE Part #971078-000
382A023-25/225-0



TE Part #7-6437630-0
AWTD1504 = POWER TOGGLE



TE Part #1418882-1
COVER FOR 62POS.REC.HSG



TE Part #1658686-2
SOCKET CONT, 22-28 AWG, DF 22, AMPLIMITE



TE Part #NB42782001
RNF-100-3/16-4-STK



TE Part #3822293013
44A1121-20-0/9-9



TE Part #710030-1
XCT 16-5



TE Part #1-965983-1
110 FASTON,REC.,20-24 AWG,PTPB

Documents



Product Drawings

CRIMP FLANGE 9 SMALL

English

CAD Files

3D PDF

3D

Customer View Model

ENG_CVM_CVM_1-2308349-9_A.2d_dxf.zip

English

Customer View Model

ENG_CVM_CVM_1-2308349-9_A.3d_igs.zip

English

Customer View Model

ENG_CVM_CVM_1-2308349-9_A.3d_stp.zip

English

By downloading the CAD file I accept and agree to the [Terms and Conditions](#) of use.

Datasheets & Catalog Pages

Rail D-Sub Backshells Flyer

English