



Connectors > D-Shaped Connectors > D-Sub Connectors > Box Mount D-Sub Connectors



Connector & Housing Type: **Plug**
Termination Post & Tail Diameter: **.76 mm [.03 in]**
Connector System: **Cable-to-Board**
Number of Positions: **15**
Power/Signal/Coax Combination: **No**

Features

Body Features

Front Shell Material	Steel
D-Sub Connector Insert Arrangement	MS18274-1
Rear Shell Plating Material	Zinc
Rear Shell Material	Steel
Front Shell Plating Material	Zinc

Packaging Features

Packaging Method	Package
------------------	---------

Mechanical Attachment

Connector Mounting Type	Board Mount
Mounting Hole Diameter	3.05 mm[.12 in]
Mating Alignment	Without

Contact Features

Contact Mating Area Plating Material	Gold
Contact Base Material	Brass, Beryllium Copper
Contact Options	Installed
Contact Type	Pin
Contact Size	Size 20
Contact Current Rating (Max)	5 A

Configuration Features



PCB Mount Orientation	Vertical
Number of Positions	15
Power/Signal/Coax Combination	No

Termination Features

Termination Method to PCB	Through Hole - Solder
Termination Post & Tail Length	4.78 mm[.188 in]
Termination Post & Tail Diameter	.76 mm[.03 in]

Product Type Features

Connector & Housing Type	Plug
Connector System	Cable-to-Board
Connector Shell Size	2
Sealable	No
Connector & Contact Terminates To	Printed Circuit Board

Housing Features

Centerline (Pitch)	2.77 mm[.109 in]
--------------------	------------------

Usage Conditions

Operating Temperature Range	-55 – 125 °C[-67 – 257 °F]
-----------------------------	----------------------------

Operation/Application

Circuit Application	Signal
---------------------	--------

Other

EU RoHS Compliance	Compliant with Exemptions
EU ELV Compliance	Compliant with Exemptions

Product Compliance

For compliance documentation, visit the product page on TE.com>

EU RoHS Directive 2011/65/EU	Compliant with Exemptions
EU ELV Directive 2000/53/EC	Compliant with Exemptions
China RoHS 2 Directive MIIT Order No 32, 2016	Restricted Materials Above Threshold
EU REACH Regulation (EC) No. 1907/2006	Current ECHA Candidate List: JUNE 2024 (241) Candidate List Declared Against: JUNE 2024 (241) SVHC > Threshold:



Pb (3.7% in Component Part)


Article Safe Usage Statements:
Do not eat, drink or smoke when using this product. Wash thoroughly after handling. Recycle if possible and dispose of the article by following all applicable governmental regulations relevant to your geographic location.

Halogen Content	BFR/CFR/PVC Free, but Br/Cl >900 ppm in other sources.
Solder Process Capability	Wave solder capable to 265°C


Product Compliance Disclaimer

This information is provided based on reasonable inquiry of our suppliers and represents our current actual knowledge based on the information they provided. This information is subject to change. The part numbers that TE has identified as EU RoHS compliant have a maximum concentration of 0.1% by weight in homogenous materials for lead, hexavalent chromium, mercury, PBB, PBDE, DBP, BBP, DEHP, DIBP, and 0.01% for cadmium, or qualify for an exemption to these limits as defined in the Annexes of Directive 2011/65/EU (RoHS2). Finished electrical and electronic equipment products will be CE marked as required by Directive 2011/65/EU. Components may not be CE marked. Additionally, the part numbers that TE has identified as EU ELV compliant have a maximum concentration of 0.1% by weight in homogenous materials for lead, hexavalent chromium, and mercury, and 0.01% for cadmium, or qualify for an exemption to these limits as defined in the Annexes of Directive 2000/53/EC (ELV). Regarding the REACH Regulation, the information TE provides on SVHC in articles for this part number is based on the latest European Chemicals Agency (ECHA) 'Guidance on requirements for substances in articles' posted at this URL: <https://echa.europa.eu/guidance-documents/guidance-on-reach>


Customers Also Bought




TE Part #5100143-1
2MM H.M. TYPE "A" PIN ASSY.



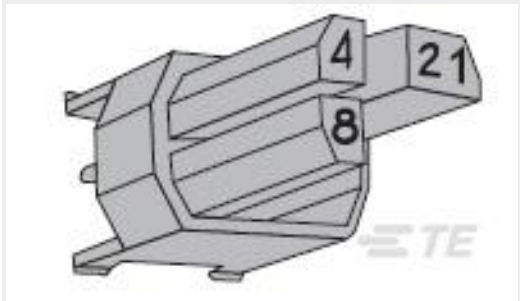
TE Part #205558-2
AMPLIMITE,ASY,PLUG,STD,109,2




TE Part #5103309-3
A/L LOW PRO HDR 16P VERT BLACK



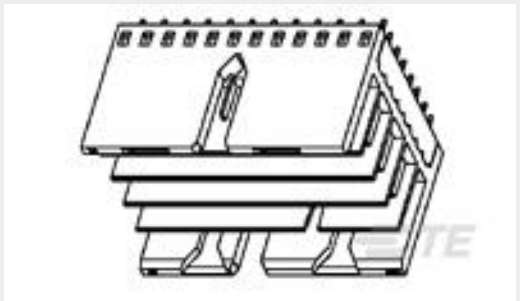
TE Part #2-5767004-2
MICTOR RECEPT ASSY, 38 POS.



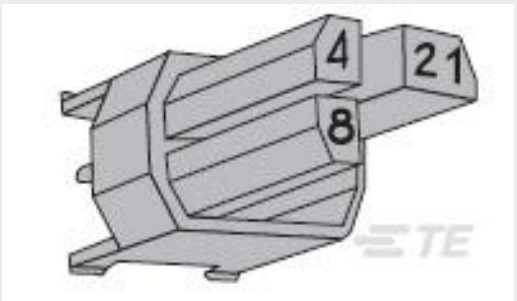
TE Part #5-100525-6
Z-PACK M.CODING KEY




TE Part #5-102202-5
08 MODII HDR SRST SHRD LF



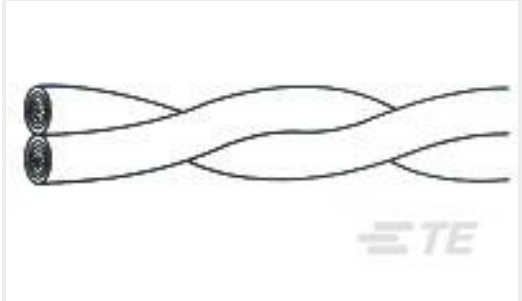
TE Part #2042088-1
Vert.Male, Telcordia L2



TE Part #3-100525-2
Z-PACK M.CODING KEY



TE Part #7-103166-3
50 MODII HDR DRRA SHRD LF



TE Part #063245-000
55A0121-24-0/2



Documents

Product Drawings

AMPLIMITE,PLUG ASY,POSTD,109,ZN,2

English

CAD Files

3D PDF

3D

Customer View Model

ENG_CVM_CVM_1757829-2_E.2d_dxf.zip

English

Customer View Model

ENG_CVM_CVM_1757829-2_E.3d_igs.zip

English

Customer View Model

ENG_CVM_CVM_1757829-2_E.3d_stp.zip

English

By downloading the CAD file I accept and agree to the [Terms and Conditions](#) of use.