



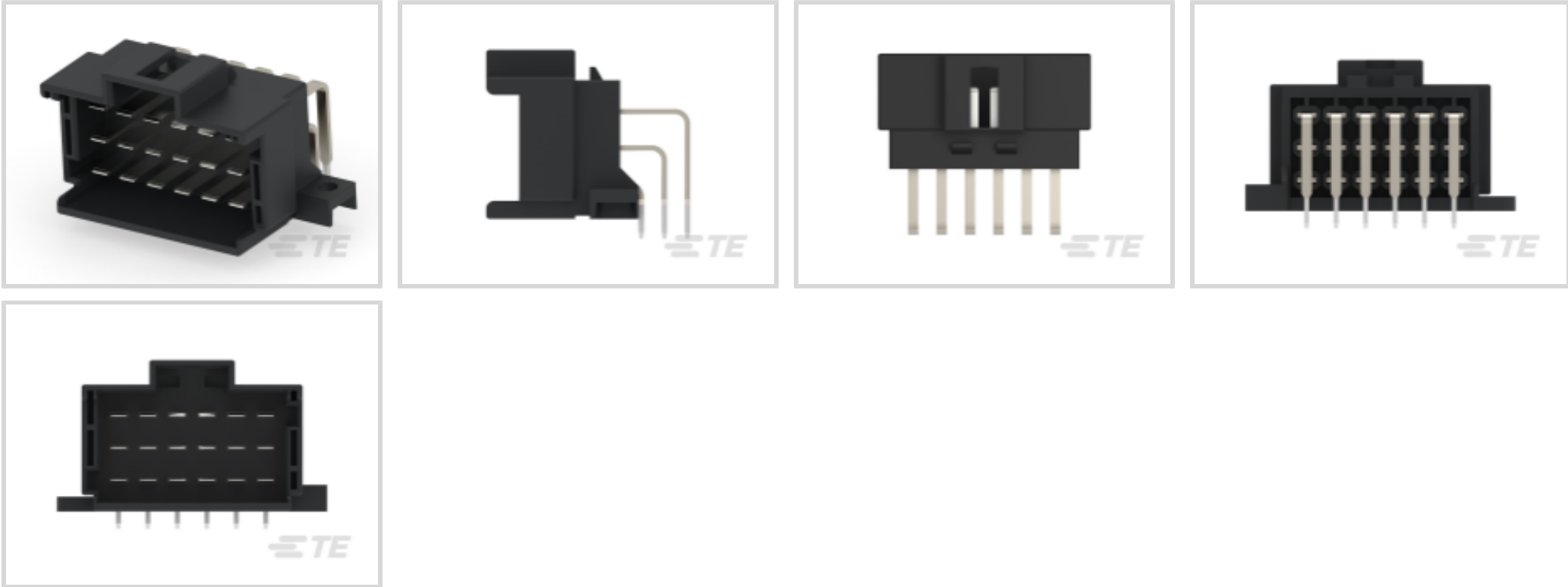
Timer Connector System

TE Internal #: 3-966140-1

PCB Mount Header, Horizontal, Wire-to-Board, 18 Position, 3.5 mm
[.138 in] Centerline, Fully Shrouded, Silver, Timer Connector System

[View on TE.com >](#)

Connectors > PCB Connectors > PCB Headers & Receptacles > Low & Medium Power Header



PCB Connector Assembly Type: **PCB Mount Header**

PCB Mount Orientation: **Horizontal**

Connector System: **Wire-to-Board**

Number of Positions: **18**

Number of Rows: **3**

[All Low & Medium Power Header \(99\)](#)

Features

Electrical Characteristics

Operating Voltage	24 VDC
Nominal Voltage Architecture	24 V, 12 V

Dimensions

Connector Width	20.3 mm[.791 in]
Profile Height from PCB	26.2 mm[1.031 in]
Connector Length	46 mm[1.811 in]

Other

Interface Number	114-18085-025
EU RoHS Compliance	Compliant
EU ELV Compliance	Compliant

Packaging Features

Packaging Quantity	112
Packaging Method	Tray



Usage Conditions

Operating Temperature (Max)	80 °C, 100 °C, 90 °C, 85 °C, 65 °C, 75 °C, 70 °C[212 °F]
Operating Temperature Range	-30 – 100 °C[-22 – 212 °F]

Body Features

Connector & Keying Code	A
Primary Product Color	Black

Operation/Application

Solder Process	Reflow Solder
Shielded	No
Circuit Application	Signal

Mechanical Attachment

Panel Mount Feature	With
Mating Retention Type	Locking Interface
Mounting Holes	With
Mating Retention	With
PCB Mount Retention Type	Solder Tail
PCB Mount Retention	Without
PCB Mount Alignment	Without
Connector Mounting Type	Panel Mount
Mating Alignment	With

Contact Features

Contact Size	3mm
Mating Tab Width	2.8 mm[.11 in]
Mating Tab Thickness	.8 mm[.031 in]
Contact Mating Area Plating Material	Silver
Contact Type	Tab

Configuration Features

Number of Signal Positions	18
PCB Mount Orientation	Horizontal
Number of Positions	18
Number of Rows	3



Product Type Features

Mixed & Hybrid Header	No
Connector Shape	Rectangular
PCB Connector Assembly Type	PCB Mount Header
Connector System	Wire-to-Board
Header Type	Fully Shrouded
Sealable	No
Connector & Contact Terminates To	Printed Circuit Board

Termination Features

Termination Method to PCB	Through Hole - Solder
---------------------------	-----------------------

Housing Features

Centerline (Pitch)	3.5 mm[.138 in]
--------------------	-----------------

Product Compliance

For compliance documentation, visit the product page on TE.com>

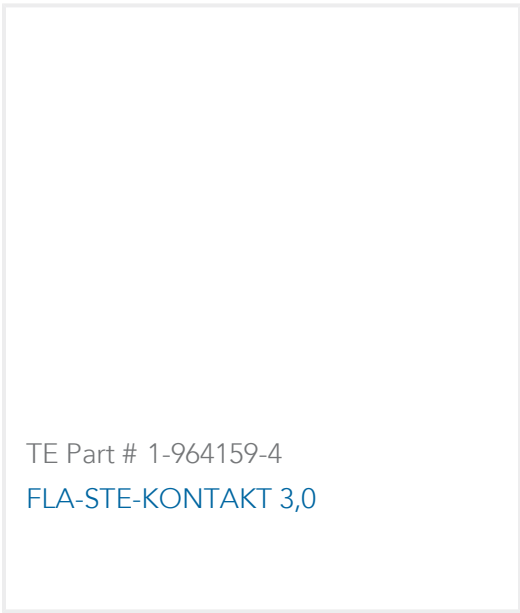
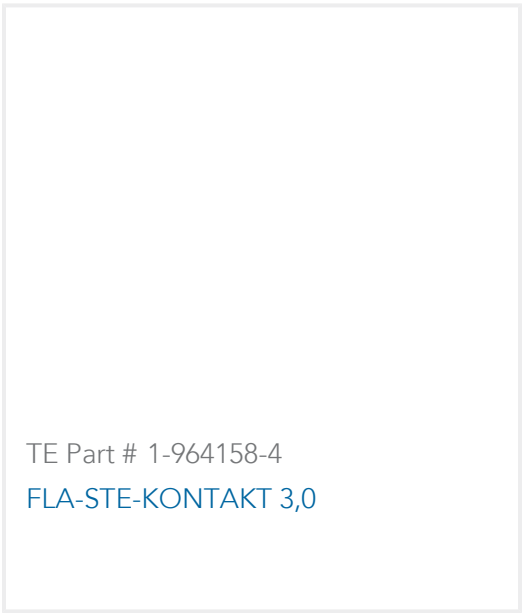



EU RoHS Directive 2011/65/EU	Compliant
EU ELV Directive 2000/53/EC	Compliant
China RoHS 2 Directive MIIT Order No 32, 2016	No Restricted Materials Above Threshold
EU REACH Regulation (EC) No. 1907/2006	Current ECHA Candidate List: JUNE 2024 (241) Candidate List Declared Against: JUNE 2024 (241) Does not contain REACH SVHC
Halogen Content	BFR/CFR/PVC Free, but Br/Cl >900 ppm in other sources.
Solder Process Capability	Wave solder capable to 260°C

Product Compliance Disclaimer









This information is provided based on reasonable inquiry of our suppliers and represents our current actual knowledge based on the information they provided. This information is subject to change. The part numbers that TE has identified as EU RoHS compliant have a maximum concentration of 0.1% by weight in homogenous materials for lead, hexavalent chromium, mercury, PBB, PBDE, DBP, BBP, DEHP, DIBP, and 0.01% for cadmium, or qualify for an exemption to these limits as defined in the Annexes of Directive 2011/65/EU (RoHS2). Finished electrical and electronic equipment products will be CE marked as required by Directive 2011/65/EU. Components may not be CE marked. Additionally, the part numbers that TE has identified as EU ELV compliant have a maximum concentration of 0.1% by weight in homogenous materials for lead, hexavalent chromium, and mercury, and 0.01% for cadmium, or qualify for an exemption to these limits as defined in the Annexes of Directive 2000/53/EC (ELV). Regarding the REACH Regulation, the information TE provides on SVHC in articles for this part number is based on the latest European Chemicals Agency (ECHA) 'Guidance on requirements for substances in articles' posted at this URL: <https://echa.europa.eu/guidance-documents/guidance-on-reach>




Compatible Parts

 <p>TE Part # 1-964159-4 FLA-STE-KONTAKT 3,0</p>	 <p>TE Part # 1-964158-4 FLA-STE-KONTAKT 3,0</p>	 <p>TE Part # 1-964160-4 FLA-STE-KONTAKT 3,0</p>	 <p>TE Part # CAT-T4827-CH8172 Timer Connector Housing</p>
 <p>TE Part # CAT-AM705-CH8173 AMP Unsealed Connector Housing</p>			

Also in the Series | Timer Connector System

 <p>Automotive Connector Caps & Covers (13)</p>	 <p>Automotive Connector Locks & Position Assurance(15)</p>	 <p>Automotive Headers(40)</p>	 <p>Automotive Housings(207)</p>
 <p>Automotive Terminals(110)</p>	 <p>Crimp Terminal Housings(13)</p>	 <p>Other Automotive Connector Accessories(1)</p>	 <p>Quick Disconnects(4)</p>



Wire-to-Board Headers & Receptacles
(39)

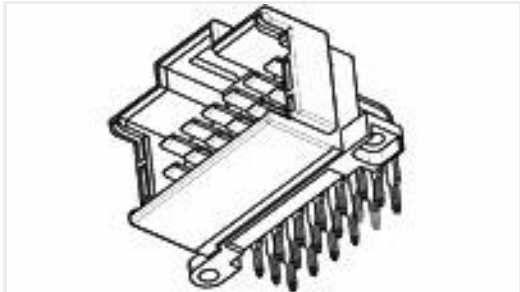
Customers Also Bought



TE Part #7-215460-6
MICRO-MATCH FSID P



TE Part #CAT-SIGH262
Signal Header



TE Part #3-966140-4
MESSERLEISTE 9P



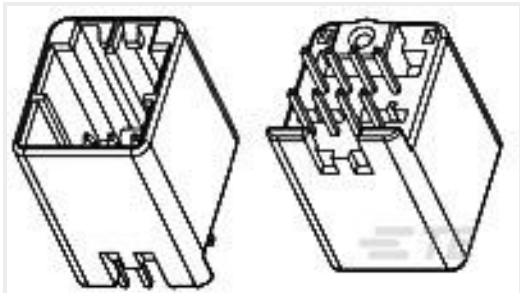
TE Part #CAT-SU763-H342
SUPERSEAL Connector Headers: 1.0 mm



TE Part #1718490-2
AMP MCP 1.5 RECEPT HSG 9 POS



TE Part #5-965982-1
TAB 2.8x0.8 CONTACT CF SWS Sn



TE Part #1565543-1
040 MLC MK2 12POS CAP ASSY V

Documents

Product Drawings

MESSERLEISTE 18P

English

CAD Files

Customer View Model

ENG_CVM_CVM_3-966140-1_C.2d_dxf.zip

English

3D PDF

3D

Customer View Model

ENG_CVM_CVM_3-966140-1_C.3d_igs.zip

English

Customer View Model

ENG_CVM_CVM_3-966140-1_C.3d_stp.zip

English

By downloading the CAD file I accept and agree to the [Terms and Conditions](#) of use.



[Product Specifications](#)

[Application Specification](#)

English