



Connectors > D-Shaped Connectors > D-Sub Connectors > Box Mount D-Sub Connectors



Connector & Housing Type: **Plug**
Connector System: **Cable-to-Cable**
Number of Positions: **3**
Power/Signal/Coax Combination: **Yes**
Connector Shell Size: **2**

Features

Termination Features

Termination Method to Wire & Cable	Crimp
------------------------------------	-------

Body Features

Front Shell Material	Steel
Mating Retention Feature Material	Stainless Steel
D-Sub Connector Insert Arrangement	3C3
Rear Shell Plating Material	Zinc
Rear Shell Material	Steel
Front Shell Plating Material	Zinc

Packaging Features

Packaging Method	Package
------------------	---------

Mechanical Attachment

Connector Mounting Type	Panel Mount
Mounting Hole Diameter	3.05 mm[.12 in]
Mating Alignment	Without

Contact Features

Contact Options	Order Separately
Contact Type	Pin
Contact Size	Size 8



Contact Current Rating (Max)	32 A
------------------------------	------

Product Type Features

Connector & Housing Type	Plug
Connector System	Cable-to-Cable
Connector Shell Size	2
Sealable	No
Connector & Contact Terminates To	Wire & Cable

Configuration Features

Number of Positions	3
Power/Signal/Coax Combination	Yes

Housing Features

Centerline (Pitch)	2.77 mm[.109 in]
--------------------	------------------

Usage Conditions

Operating Temperature Range	-55 – 125 °C[-67 – 257 °F]
-----------------------------	----------------------------

Operation/Application

Circuit Application	Power
---------------------	-------

Other

EU RoHS Compliance	Compliant
EU ELV Compliance	Compliant

Product Compliance

For compliance documentation, visit the product page on [TE.com](#)>

EU RoHS Directive 2011/65/EU	Compliant
EU ELV Directive 2000/53/EC	Compliant
China RoHS 2 Directive MIIT Order No 32, 2016	No Restricted Materials Above Threshold
EU REACH Regulation (EC) No. 1907/2006	Current ECHA Candidate List: JUNE 2024 (241) Candidate List Declared Against: JUNE 2023 (235) Does not contain REACH SVHC
Halogen Content	Not Low Halogen - contains Br or Cl > 900 ppm.
Solder Process Capability	Wave solder capable to 265°C



Product Compliance Disclaimer

This information is provided based on reasonable inquiry of our suppliers and represents our current actual knowledge based on the information they provided. This information is subject to change. The part numbers that TE has identified as EU RoHS compliant have a maximum concentration of 0.1% by weight in homogenous materials for lead, hexavalent chromium, mercury, PBB, PBDE, DBP, BBP, DEHP, DIBP, and 0.01% for cadmium, or qualify for an exemption to these limits as defined in the Annexes of Directive 2011/65/EU (RoHS2). Finished electrical and electronic equipment products will be CE marked as required by Directive 2011/65/EU. Components may not be CE marked. Additionally, the part numbers that TE has identified as EU ELV compliant have a maximum concentration of 0.1% by weight in homogenous materials for lead, hexavalent chromium, and mercury, and 0.01% for cadmium, or qualify for an exemption to these limits as defined in the Annexes of Directive 2000/53/EC (ELV). Regarding the REACH Regulation, the information TE provides on SVHC in articles for this part number is based on the latest European Chemicals Agency (ECHA) 'Guidance on requirements for substances in articles' posted at this URL: <https://echa.europa.eu/guidance-documents/guidance-on-reach>

Compatible Parts

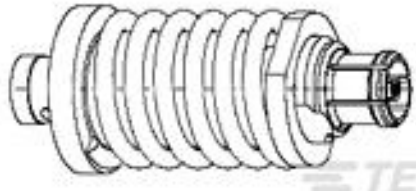


TE Part # 318813-1
EXTRACTION TOOL ASSY

Customers Also Bought



TE Part #CAT-P592-F614
PIDG Flanged Spade Tongue Terminals



TE Part #1996771-1
SMPM STR CBL JACK



TE Part #1-480703-2
04P UMNL CAP HSG RED




TE Part #2101012-1
SMPM STR CABLE PLUG



TE Part #2302339-1
NanoRF SKT CONTACT, DAUGHTER CARD




TE Part #2302345-1
NanoRF PIN CONTACT, BACKPLANE



TE Part #807259-000
202D253-4/42-0



TE Part #445705-1
AMPLIMITE COAX MIX,3C3



Documents

Product Drawings

PLUG ASSY,SZ 2,COAX 3C3

English

CAD Files

3D PDF

3D

Customer View Model

ENG_CVM_CVM_5-448153-1_W.2d_dxf.zip

English

Customer View Model

ENG_CVM_CVM_5-448153-1_W.3d_igs.zip

English

Customer View Model

ENG_CVM_CVM_5-448153-1_W.3d_stp.zip

English

By downloading the CAD file I accept and agree to the [Terms and Conditions](#) of use.

Agency Approvals

Agency Approval Document

English