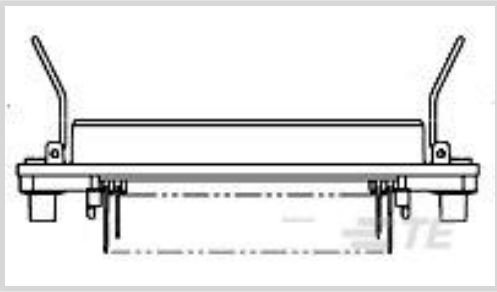


CHAMP

TE Internal #: 5554145-4
TE Internal Description: RCPT ASSY,36 POS,V/M,SHLD,B/L
D-Sub Shielded Receptacle Assembly: Vertical, 2.16mm
[View on TE.com >](#)



Connectors > D-Shaped Connectors > D-Sub Connectors > PCB D-Sub Connectors > D-Sub Shielded Receptacle Assembly: Vertical, 2.16mm



Connector & Housing Type: **Receptacle**
Connector System: **Cable-to-Board**
Number of Positions: **36**
Centerline (Pitch): **2.16 mm [.085 in]**
Number of Rows: **2**

[All D-Sub Shielded Receptacle Assembly: Vertical, 2.16mm \(4\)](#)

Features

Termination Features

Rectangular Termination Post & Tail Width	.5 mm[.019 in]
Rectangular Termination Post & Tail Thickness	.25 mm[.01 in]
Termination Method to PCB	Through Hole - Solder
Termination Post & Tail Length	5.46 mm[.215 in]

Contact Features

Contact Underplating Material	Palladium Nickel
Contact Mating Area Plating Material	Gold Flash, Gold
Contact Base Material	Copper Alloy
PCB Contact Termination Area Plating Material	Tin
	30 μin
Contact Options	Installed

Packaging Features

Packaging Method	Tray
Packaging Quantity	60

Operation/Application

Shielded	Yes
Circuit Application	Signal



Mechanical Attachment

	.126 in
Panel Attachment Style	Rear Mount
PCB Mount Retention	With
PCB Mount Retention Type	Mounting Hole
Mating Retention	With
Mating Retention Type	Bail Lock
Connector Mounting Type	Panel Mount

Body Features

Primary Product Color	Black
Shield Plating Material	Nickel
Shield Material	Die Cast Metal
Connector Profile	Standard

Housing Features

Housing Material	Polyester
Centerline (Pitch)	2.16 mm[.085 in]

Product Type Features

Connector & Housing Type	Receptacle
Connector System	Cable-to-Board
Connector & Contact Terminates To	Printed Circuit Board

Configuration Features

Number of Positions	36
Number of Rows	2
PCB Mount Orientation	Vertical

Dimensions

Row-to-Row Spacing	4.3 mm[.169 in]
--------------------	-----------------

Other

EU RoHS Compliance	Compliant
EU ELV Compliance	Compliant

Product Compliance

[For compliance documentation, visit the product page on TE.com>](#)




EU RoHS Directive 2011/65/EU	Compliant
EU ELV Directive 2000/53/EC	Compliant
China RoHS 2 Directive MIIT Order No 32, 2016	No Restricted Materials Above Threshold
EU REACH Regulation (EC) No. 1907/2006	Current ECHA Candidate List: JUNE 2024 (241) Candidate List Declared Against: JAN 2022 (223) Does not contain REACH SVHC
Halogen Content	Not Low Halogen - contains Br or Cl > 900 ppm.
Solder Process Capability	Wave solder capable to 265°C


Product Compliance Disclaimer

This information is provided based on reasonable inquiry of our suppliers and represents our current actual knowledge based on the information they provided. This information is subject to change. The part numbers that TE has identified as EU RoHS compliant have a maximum concentration of 0.1% by weight in homogenous materials for lead, hexavalent chromium, mercury, PBB, PBDE, DBP, BBP, DEHP, DIBP, and 0.01% for cadmium, or qualify for an exemption to these limits as defined in the Annexes of Directive 2011/65/EU (RoHS2). Finished electrical and electronic equipment products will be CE marked as required by Directive 2011/65/EU. Components may not be CE marked. Additionally, the part numbers that TE has identified as EU ELV compliant have a maximum concentration of 0.1% by weight in homogenous materials for lead, hexavalent chromium, and mercury, and 0.01% for cadmium, or qualify for an exemption to these limits as defined in the Annexes of Directive 2000/53/EC (ELV). Regarding the REACH Regulation, the information TE provides on SVHC in articles for this part number is based on the latest European Chemicals Agency (ECHA) 'Guidance on requirements for substances in articles' posted at this URL: <https://echa.europa.eu/guidance-documents/guidance-on-reach>

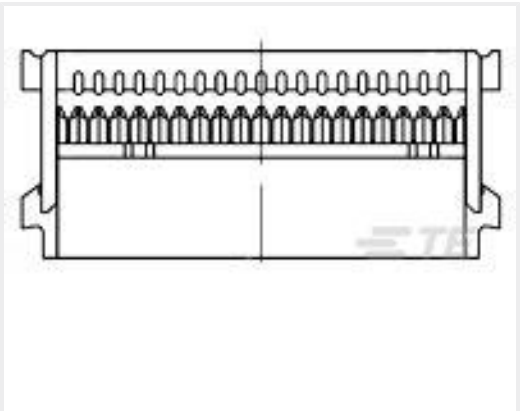
Customers Also Bought



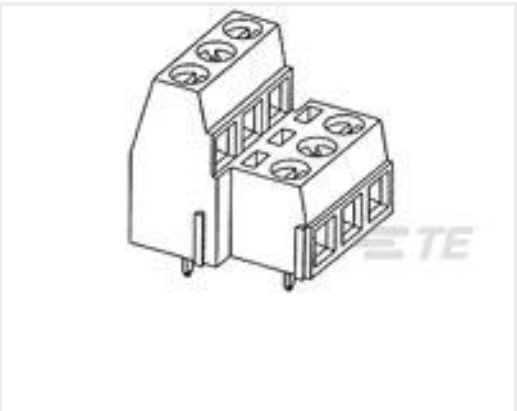
TE Part #5554501-1
RCPT ASSY,24 POS,V/M,SCR LK




TE Part #CAT-AM74-UN384H
AMP-LATCH UNIVERSAL HEADERS




TE Part #1-1658526-8
609-3430LF FEM SOCKET,LEAD FREE




TE Part #796692-2
TERMI-BLOK PCB MOUNT 1&2 2P.5




TE Part #796692-3
TERMI-BLOK PCB MOUNT 1&2 3P.5



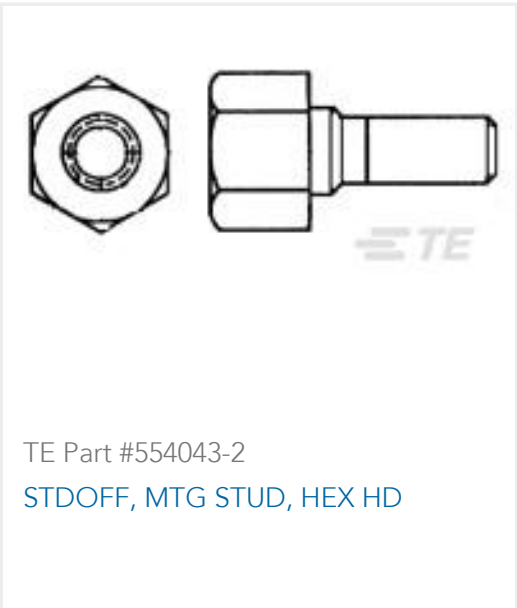
TE Part #1-796692-2
TERMI-BLOK PCB MOUNT 1&2 12P.5



TE Part #5-146253-4
08 MODII HDR DRST B/A .100CL LF



TE Part #5-103169-6
16 MODII HDR DRST SHRD .100CL



Documents

CAD Files

3D PDF

3D

Customer View Model

ENG_CVM_CVM_5554145-4_A.2d_dxf.zip

English

Customer View Model

ENG_CVM_CVM_5554145-4_A.3d_igs.zip

English

Customer View Model

ENG_CVM_CVM_5554145-4_A.3d_stp.zip

English

By downloading the CAD file I accept and agree to the [Terms and Conditions](#) of use.