



FPC

TE Internal #: 1-2328724-5

.3 mm Centerline, Right Angle, Surface Mount, Front Flip-Lock

Actuator, Gold Flash, 15 Position, FPC Connectors

[View on TE.com >](#)

Connectors > PCB Connectors > Wire-to-Board Connectors > FFC, FPC & Ribbon Connectors > FPC Connectors



Centerline (Pitch): **.3 mm**

Mating Retention Type: **Zero Insertion Force (ZIF)**

PCB Mount Orientation: **Right Angle**

Contact Mating Location: **Bottom**

Termination Method to PCB: **Surface Mount**

Features

Electrical Characteristics

Operating Voltage	30 VDC
-------------------	--------

Usage Conditions

Operating Temperature Range	-40 – 85 °C[-40 – 185 °F]
-----------------------------	---------------------------

Body Features

Primary Product Color	Natural
Actuator Color	Black

Dimensions

Accepts Flex Cable Thickness	.2 mm[.008 in]
Connector Height	1 mm[.039 in]

Packaging Features

Packaging Method	Tape & Reel
------------------	-------------

Product Type Features

PCB Connector Assembly Type	PCB Mount Receptacle
Connector & Contact Terminates To	Printed Circuit Board



Connector Product Type	Connector Assembly
Connector System	Wire-to-Board
FPC Actuator Type	Front Flip-Lock

Contact Features

Contact Current Rating (Max)	.5 A
Contact Shape & Form	Standard Flat
Contact Layout	Inline
Contact Base Material	Copper Alloy
PCB Contact Termination Area Plating Material	Gold
Contact Type	Socket
Contact Mating Location	Bottom
Contact Mating Area Plating Material	Gold Flash

Configuration Features

Compatible With Wire & Cable Type	FFC, FPC
Number of Rows	1
PCB Mount Orientation	Right Angle
Number of Positions	15

Mechanical Attachment

Mating Alignment	With
Mating Retention Type	Zero Insertion Force (ZIF)

Housing Features

Housing Material	LCP (Liquid Crystal Polymer)
Centerline (Pitch)	.3 mm

Termination Features

Termination Method to PCB	Surface Mount
---------------------------	---------------

Other

EU RoHS Compliance	Compliant
EU ELV Compliance	Compliant

Product Compliance

For compliance documentation, visit the product page on [TE.com](#)>

EU RoHS Directive 2011/65/EU	Compliant
------------------------------	-----------




EU ELV Directive 2000/53/EC	Compliant
China RoHS 2 Directive MIIT Order No 32, 2016	No Restricted Materials Above Threshold
EU REACH Regulation (EC) No. 1907/2006	Current ECHA Candidate List: JUNE 2024 (241) Candidate List Declared Against: JUNE 2024 (241) Does not contain REACH SVHC
Halogen Content	Low Halogen - Br, Cl, F, I < 900 ppm per homogenous material. Also BFR/CFR/PVC Free
Solder Process Capability	Not reviewed for solder process capability


Product Compliance Disclaimer

This information is provided based on reasonable inquiry of our suppliers and represents our current actual knowledge based on the information they provided. This information is subject to change. The part numbers that TE has identified as EU RoHS compliant have a maximum concentration of 0.1% by weight in homogenous materials for lead, hexavalent chromium, mercury, PBB, PBDE, DBP, BBP, DEHP, DIBP, and 0.01% for cadmium, or qualify for an exemption to these limits as defined in the Annexes of Directive 2011/65/EU (RoHS2). Finished electrical and electronic equipment products will be CE marked as required by Directive 2011/65/EU. Components may not be CE marked. Additionally, the part numbers that TE has identified as EU ELV compliant have a maximum concentration of 0.1% by weight in homogenous materials for lead, hexavalent chromium, and mercury, and 0.01% for cadmium, or qualify for an exemption to these limits as defined in the Annexes of Directive 2000/53/EC (ELV). Regarding the REACH Regulation, the information TE provides on SVHC in articles for this part number is based on the latest European Chemicals Agency (ECHA) 'Guidance on requirements for substances in articles' posted at this URL: <https://echa.europa.eu/guidance-documents/guidance-on-reach>


Customers Also Bought




TE Part #CAT-AM74-UN384H
AMP-LATCH UNIVERSAL HEADERS




TE Part #HPP845E031R4
I.C 21D RH/T B400




TE Part #1676144-2
RN 0805 102K 0.1% 10PPM 1KRL




TE Part #1676262-2
RN 0805 23K7 0.1% 10PPM 1KRL




TE Part #4-1625890-4
2W SM M/OX 5% 390R



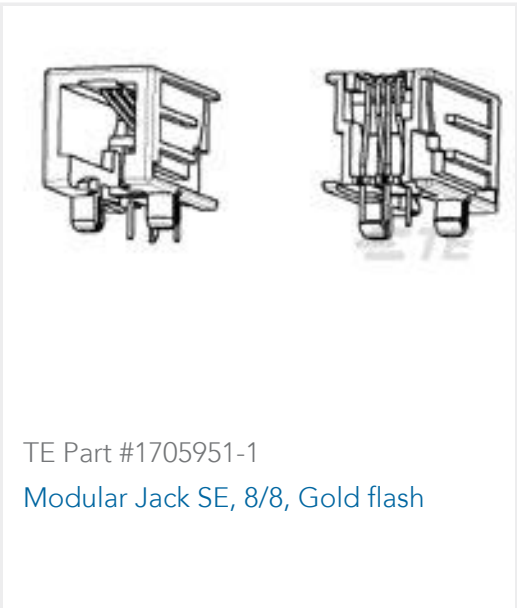
TE Part #6-1625890-5
2W SM M/OX 5% 68K



TE Part #CSI-RGFI-200-UFFR
RP-SMA to U.FL/MHF1 200mm 1.13 OD



TE Part #2176185-8
CRGH0805 1% 1K8 0.33W



Documents

Product Drawings

15PIN 0.3MMP FPC CONNECTOR,FRONT FLIP

English

CAD Files

3D PDF

3D

Customer View Model

ENG_CVM_CVM_1-2328724-5_A.2d_dxf.zip

English

Customer View Model

ENG_CVM_CVM_1-2328724-5_A.3d_igs.zip

English

Customer View Model

ENG_CVM_CVM_1-2328724-5_A.3d_stp.zip

English

By downloading the CAD file I accept and agree to the [Terms and Conditions](#) of use.

Datasheets & Catalog Pages

1-1773959-7-FPC-Connectors-CN

English

Product Specifications

Product Specification

English