



IMPACT

TE Internal #: 2007852-3
150 Position High Speed Backplane Connector, 15 Row, 10 Column, PCB Mount Header, Vertical, Partially Shrouded, 1.9 mm [.075 in] Centerline, IMPACT

[View on TE.com >](#)

Connectors > PCB Connectors > Backplane Connectors > High Speed Backplane Connectors



Number of Positions: 150
Row-to-Row Spacing: 1.35 mm [.053 in]
Mating Alignment: With
Mating Alignment Type: Polarization
Number of Rows: 15

Features

Electrical Characteristics

Operating Voltage	30 VDC
Impedance	100 Ω

Signal Characteristics

Data Rate	20 – 25 Gb/s
Number of Differential Pairs per Column	5

Industry Standards

UL Flammability Rating	UL 94V-0
Compatible With Approved Standards Products	UL E28476

Termination Features

Termination Method to PCB	Through Hole - Press-Fit
Termination Post & Tail Length	1.4 mm[.055 in]

Body Features

Primary Product Color	Black
-----------------------	-------

Packaging Features

Packaging Method	Package, Box & Tube
------------------	---------------------

Contact Features

Contact Underplating Material	Nickel
-------------------------------	--------



Contact Underplating Material Thickness	1.27 µm[50 µin]
PCB Contact Termination Area Plating Material Finish	Matte
Contact Mating Area Plating Material Thickness	.76 µm[29.92 µin]
PCB Contact Termination Area Plating Material Thickness	.76 – 1.52 µm[30 – 60 µin]
Contact Shape & Form	Dual Beam
Contact Layout	Inline
Contact Mating Area Plating Material	Gold
Contact Mating Area Length	5.5 mm[.217 in]
Contact Base Material	Copper Alloy
PCB Contact Termination Area Plating Material	Tin
Contact Type	Pin
Contact Current Rating (Max)	.75 A

Housing Features

Number of Shrouded Sides	2
End Wall Location	Open
Housing Material	LCP - GF (Liquid Crystal Polymer)
Centerline (Pitch)	1.9 mm[.075 in]

Product Type Features

Signal Arrangement	Differential
Connector & Contact Terminates To	Printed Circuit Board
Connector System	Board-to-Board
PCB Connector Assembly Type	PCB Mount Header
Shroud Style	Partially Shrouded

Mechanical Attachment

Guide Hardware	Without
PCB Mount Retention	With
Mating Retention	Without
PCB Mount Retention Type	Action/Compliant Tail
Mating Alignment	With
Mating Alignment Type	Polarization
Connector Mounting Type	Board Mount

Dimensions

PCB Thickness (Recommended)	1 mm
-----------------------------	------



Connector Width	24.8 mm[.976 in]
PCB Hole Diameter	.39 mm[.015 in]
Connector Height	11.95 mm[.47 in]
Connector Length	18.9 mm[.744 in]
Row-to-Row Spacing	1.35 mm[.053 in]

Configuration Features

Number of Pairs	50
Number of Ground Positions	50
Number of Signal Positions	100
Stackable	No
Number of Positions	150
Number of Rows	15
Number of Columns	10
PCB Mount Orientation	Vertical
Guide Location	Unguided

Usage Conditions

Operating Temperature Range	-55 – 85 °C[-67 – 185 °F]
-----------------------------	---------------------------

Operation/Application

Circuit Application	Signal
---------------------	--------

Other

EU RoHS Compliance	Compliant
EU ELV Compliance	Compliant

Product Compliance

For compliance documentation, visit the product page on TE.com>

EU RoHS Directive 2011/65/EU	Compliant
EU ELV Directive 2000/53/EC	Compliant
China RoHS 2 Directive MIIT Order No 32, 2016	No Restricted Materials Above Threshold
EU REACH Regulation (EC) No. 1907/2006	Current ECHA Candidate List: JUNE 2024 (241) Candidate List Declared Against: JUNE 2024 (241) Does not contain REACH SVHC
Halogen Content	Low Halogen - Br, Cl, F, I < 900 ppm per



homogenous material. Also BFR/CFR/PVC Free

Solder Process Capability

Not applicable for solder process capability

Product Compliance Disclaimer


This information is provided based on reasonable inquiry of our suppliers and represents our current actual knowledge based on the information they provided. This information is subject to change. The part numbers that TE has identified as EU RoHS compliant have a maximum concentration of 0.1% by weight in homogenous materials for lead, hexavalent chromium, mercury, PBB, PBDE, DBP, BBP, DEHP, DIBP, and 0.01% for cadmium, or qualify for an exemption to these limits as defined in the Annexes of Directive 2011/65/EU (RoHS2). Finished electrical and electronic equipment products will be CE marked as required by Directive 2011/65/EU. Components may not be CE marked. Additionally, the part numbers that TE has identified as EU ELV compliant have a maximum concentration of 0.1% by weight in homogenous materials for lead, hexavalent chromium, and mercury, and 0.01% for cadmium, or qualify for an exemption to these limits as defined in the Annexes of Directive 2000/53/EC (ELV). Regarding the REACH Regulation, the information TE provides on SVHC in articles for this part number is based on the latest European Chemicals Agency (ECHA) ‘Guidance on requirements for substances in articles’ posted at this URL: <https://echa.europa.eu/guidance-documents/guidance-on-reach>

Compatible Parts



TE Part # 2110106-1
[IMP100S,R,RA5P10C,UG,39](#)

Also in the Series | [IMPACT](#)



[High Speed Backplane Connectors](#)
(149)


Customers Also Bought




TE Part #1658871-1
[XFP CAGE ASSY W/ INSULATING TA](#)




TE Part #2057430-3
[IMP100S,H,V2P10C,UG,OEW39,5.5](#)




TE Part #2204162-6
[MBXL VERT HDR 3ACP+24S+3ACP ST](#)



TE Part #2319912-4
[CFP2 HEATSINK, FRONT TO BACK AIRFLOW](#)




TE Part #2057086-6
[SFP+ Enhanced 1x1 Cage Assembly](#)



TE Part #2170106-1
[SFP+ 1x1 Enhanced, Gasket, Press fit](#)




TE Part #2170106-2
[SFP+ 1x1 Enhanced, Gasket, Press fit](#)



TE Part #2204218-8
[MBXLE R/A HEADER 2ACP + 12S](#)



TE Part #2304369-1
[SFP+ 1X1 CAGE ASSY, PF,WITH HEATSINK](#)



TE Part #2336522-4
[C/A, SLIVER 74P, RA - RA, 100OHM, GUIDED](#)

Documents

Product Drawings

[IMP100S,H,V5P10C,UG,OEW39,5.5](#)

English

CAD Files

[3D PDF](#)

3D

Customer View Model

[ENG_CVM_CVM_2007852-3_A.2d_dxf.zip](#)

English

Customer View Model

[ENG_CVM_CVM_2007852-3_A.3d_igs.zip](#)

English

Customer View Model

[ENG_CVM_CVM_2007852-3_A.3d_stp.zip](#)

English

By downloading the CAD file I accept and agree to the [Terms and Conditions](#) of use.

Product Specifications



Application Specification

English

Agency Approvals

Agency Approval Document

English