

# SACC-M12MS-5CON-PG11 SH - Connector



1403854

<https://www.phoenixcontact.com/us/products/1403854>

Please be informed that the data shown in this PDF document is generated from our online catalog. Please find the complete data in the user documentation. Our general terms of use for downloads are valid.



Connector, 5-position, shielded, Plug straight M12, coding: A, Screw connection, knurl material: Zinc die-cast, nickel-plated, cable gland Pg11, external cable diameter 8 mm ... 10 mm

## Your advantages

- Safe use in the field, thanks to a high degree of protection
- Screw connection: proven connection technology for a large selection of different conductors
- Reliable signal transmission – 360° shielding in environments with electromagnetic interference

## Commercial data

Item number	1403854
Packing unit	1 pc
Minimum order quantity	1 pc
Sales key	BF30
Product key	BF2CBA
GTIN	4046356671279
Weight per piece (including packing)	54.87 g
Weight per piece (excluding packing)	54.87 g
Customs tariff number	85366990
Country of origin	HU

# SACC-M12MS-5CON-PG11 SH - Connector



1403854

<https://www.phoenixcontact.com/us/products/1403854>

## Technical data

### Notes

Assembly note

**NOTE:** Observe the permissible bending radii when routing cables, since the degree of protection may be at risk if the bending forces are too high. Reduce mechanical loads upstream of the connector, e.g., by using cable ties.

### Product properties

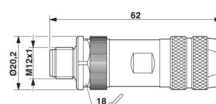
Product type	Circular connector (cable-side)
Number of positions	5
No. of cable outlets	1
Shielded	yes
Coding	A
Cable outlet	straight
Pg screw connection	Pg11

### Insulation characteristics

Overvoltage category	II
Degree of pollution	3

### Dimensions

Dimensional drawing



Length	62 mm
Wrench size, union nut	16 mm

### External dimensions

Outside diameter	8 mm ... 10 mm
------------------	----------------

### Housing

Diameter housing	20.2 mm
------------------	---------

### Material specifications

Flammability rating according to UL 94	HB
Seal material	NBR
Material of grip body	Zinc die-cast, nickel-plated
Contact material	CuZn
Contact surface material	Au
Contact carrier material	PA
Material for screw connection	Zinc die-cast, nickel-plated

# SACC-M12MS-5CON-PG11 SH - Connector



1403854

<https://www.phoenixcontact.com/us/products/1403854>

## Connection data

### Conductor connection

Connection method	Screw connection
Connection cross section	0.25 mm <sup>2</sup> ... 0.75 mm <sup>2</sup> (without ferrule)
	0.14 mm <sup>2</sup> ... 0.75 mm <sup>2</sup> (with ferrule)
	0.25 mm <sup>2</sup> ... 0.75 mm <sup>2</sup> (solid)
Connection cross section AWG	24 ... 18 (without ferrule)
	26 ... 20 (with ferrule)
Stripping length of the individual wire	5 mm
Tightening torque	0.4 Nm (M12 knurl)
	0.2 Nm (Screw terminal blocks)
	1 Nm ... 1.4 Nm (Pressure nut with 8 mm ... 12 mm external cable diameter)

## Electrical properties

Rated surge voltage	1.5 kV
Contact resistance	≤ 3 mΩ
Insulation resistance	≥ 100 MΩ
Nominal voltage U <sub>N</sub>	48 V AC
	60 V DC
Nominal current I <sub>N</sub>	4 A

## Mechanical properties

### Mechanical data

Insertion/withdrawal cycles	≥ 100
-----------------------------	-------

## Connector

### Connection 1

Head design	Plug
Head cable outlet	straight
Head thread type	M12
Coding	A

## Cable/line

Stripping length of the individual wire	5 mm
---	------

## Environmental and real-life conditions

### Ambient conditions

Degree of protection	IP67
Ambient temperature (operation)	-40 °C ... 85 °C (Plug / socket)

## Standards and regulations

# SACC-M12MS-5CON-PG11 SH - Connector



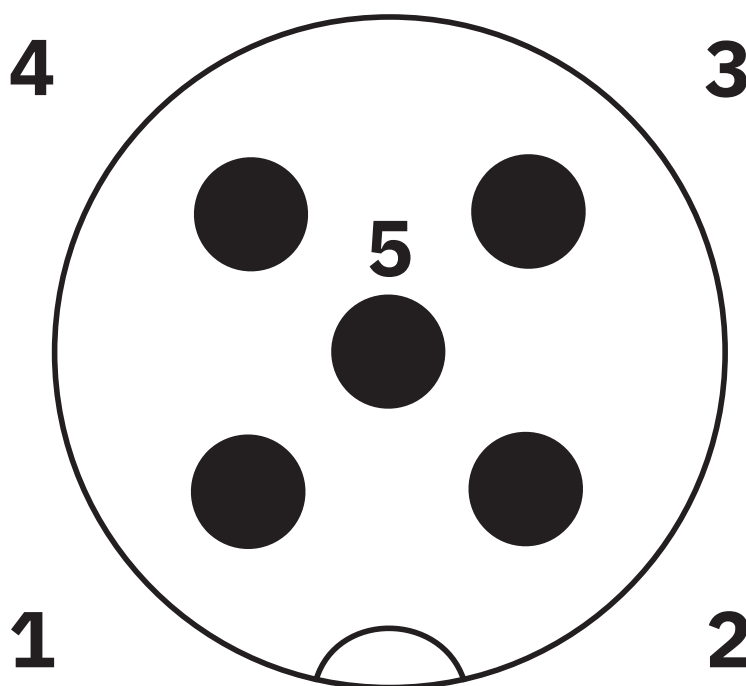
1403854

<https://www.phoenixcontact.com/us/products/1403854>

Standard designation	M12 connector
Standards/specifications	IEC 61076-2-101

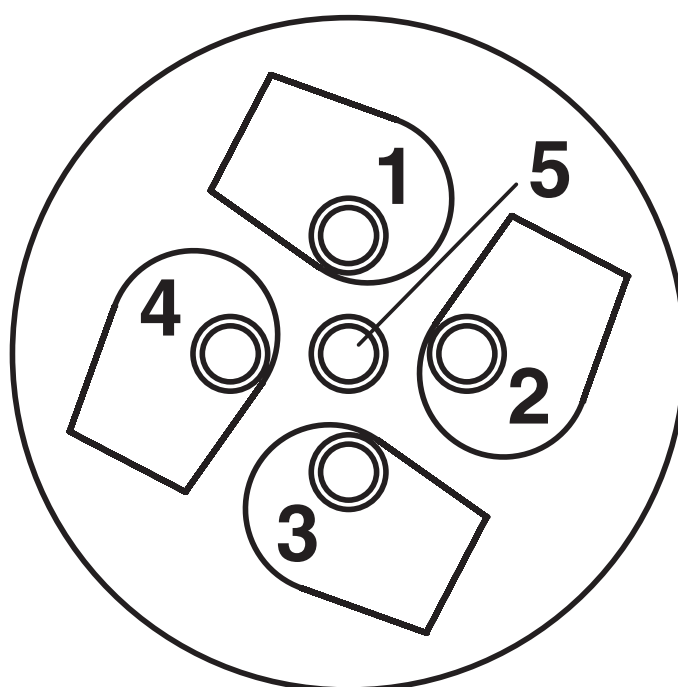
## Drawings

Schematic diagram



Pin assignment M12 male connector, 5-pos., A-coded, male side

Schematic diagram



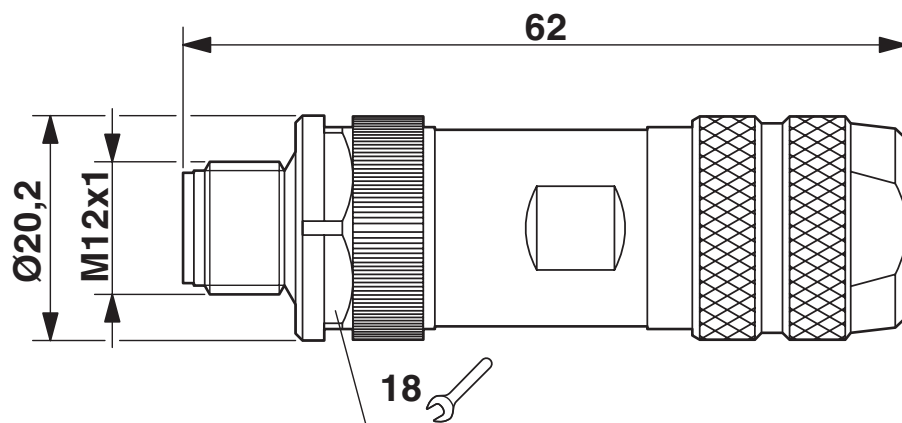
Cable connection side M12 (screw connection)

# SACC-M12MS-5CON-PG11 SH - Connector

1403854

<https://www.phoenixcontact.com/us/products/1403854>

Dimensional drawing



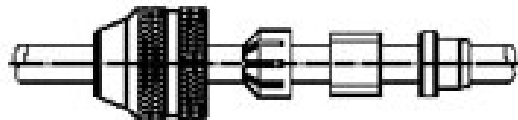
Plug, M12 x 1, straight, shielded

1403854

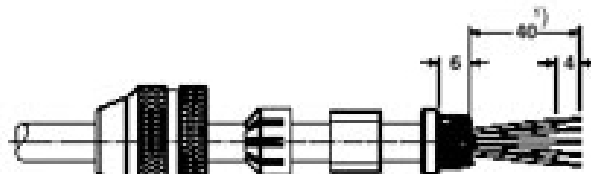
<https://www.phoenixcontact.com/us/products/1403854>

Functional drawing

## Assembly steps for M 12 male/female connector and conductor

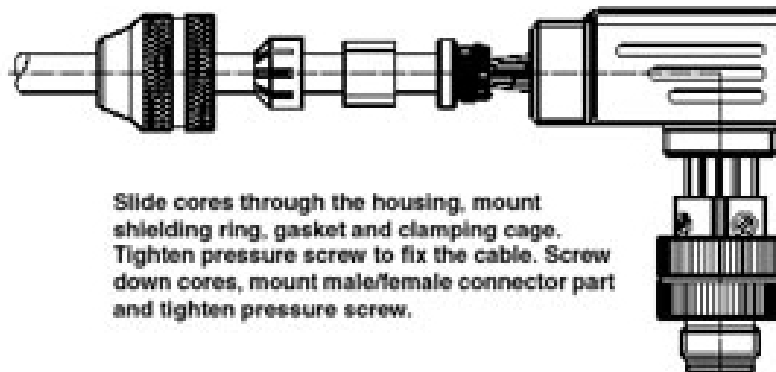


Slide parts onto the conductor



<sup>1)</sup> For straight version: 35

Strip conductor, widen shield and lay around the shielding ring, cut off projecting mesh.



Slide cores through the housing, mount shielding ring, gasket and clamping cage. Tighten pressure screw to fix the cable. Screw down cores, mount male/female connector part and tighten pressure screw.

# SACC-M12MS-5CON-PG11 SH - Connector



1403854

<https://www.phoenixcontact.com/us/products/1403854>

## Classifications

### ECLASS

ECLASS-11.0	27440102
ECLASS-12.0	27440116
ECLASS-13.0	27440116

### ETIM

ETIM 9.0	EC002635
----------	----------

### UNSPSC

UNSPSC 21.0	39121400
-------------	----------



1403854

<https://www.phoenixcontact.com/us/products/1403854>

## Environmental product compliance

## EU RoHS

Fulfills EU RoHS substance requirements	Yes
Exemption	6(c)

## China RoHS

Environment friendly use period (EFUP)	EFUP-50
	An article-related China RoHS declaration table can be found in the download area for the respective article under "Manufacturer declaration". For all articles with EFUP-E, no China RoHS declaration table issued and required.

## EU REACH SVHC

REACH candidate substance (CAS No.)	Lead(CAS: 7439-92-1)
SCIP	2c1ff670-27c6-408d-9c11-d7a70ce0befc

Phoenix Contact 2025 © - all rights reserved

<https://www.phoenixcontact.com>

Phoenix Contact USA  
586 Fulling Mill Road  
Middletown, PA 17057, United States  
(+717) 944-1300  
[info@phoenixcon.com](mailto:info@phoenixcon.com)