



M12 Connector

TE Internal #: 1-2823447-1

8 Position Circular Connector, Cable-to-Cable, Sealable, Wire & Cable, Signal, Reverse Gender, Plastic, Code A, M12 Connector

[View on TE.com >](#)

Connectors > Circular Connectors > Standard Circular Connectors > M12 Straight Crimped Strain Relief



Number of Positions: 8

Connector System: **Cable-to-Cable**

Sealable: **Yes**

Connector & Contact Terminates To: **Wire & Cable**

Contact Current Rating (Max): **2 A**

[All M12 Straight Crimped Strain Relief \(53\)](#)

Features

Electrical Characteristics

Operating Voltage	30 VDC
EMI & RFI Protection & Suppression Type	Shielding

Packaging Features

Packaging Quantity	1
--------------------	---

Termination Features

Termination Method to Wire & Cable	Crimp
------------------------------------	-------

Industry Standards

Compatible With Approved Standards Products	IEC
---	-----

Usage Conditions

IP Dust Sealing Level	6
IP Water Sealing Level	IP67
Operating Temperature Range	-40 – 85 °C[-40 – 185 °F]



Mechanical Attachment

Mating Retention Type	Threaded
Mating Alignment	With
Polarization Code	A
Mating Alignment Type	Keyed
Mating Retention	With

Body Features

Product Weight	25 g[.8832 oz]
Environmental Protection	IP67
Environmental Protection Type	Sealed
Primary Product Color	Black
Shell Base Material	Plastic
Circular Connector Insulation Material Type	Low Fire Hazard Thermoplastic
Hermetically Sealed	Yes

Operation/Application

Durability Rating	250 Cycles
Circuit Application	Signal
Shielded	Yes

Product Type Features

Assembly Requirement	Factory Assembled
Circular Connector Shell Type	All Plastic
Connector Product Type	Connector Assembly
Assembly Type	Electrical Connector
Prewired	No
Connector System	Cable-to-Cable
Sealable	Yes
Connector & Contact Terminates To	Wire & Cable
Circular Connector Type	Plug
Shell Type	Plastic

Configuration Features

Keying & Polarized Position Locations	A
Factory Installed Backshell	With



Number of Positions	8
Number of Power Positions	3
Number of Signal Positions	8
Contacts Preloaded	Yes

Contact Features

Contact Current Rating (Max)	2 A
Reverse Gender	Yes
Circular Connector Contact Type	Pin

Housing Features

Circular Connector Shell Size	16
-------------------------------	----

Dimensions

Wire Size	22 AWG
-----------	--------

Other

EU RoHS Compliance	Compliant with Exemptions
EU ELV Compliance	Compliant

Product Compliance

For compliance documentation, visit the product page on TE.com>

EU RoHS Directive 2011/65/EU	Compliant with Exemptions
EU ELV Directive 2000/53/EC	Compliant
China RoHS 2 Directive MIIT Order No 32, 2016	Restricted Materials Above Threshold
EU REACH Regulation (EC) No. 1907/2006	Current ECHA Candidate List: JUNE 2024 (241) Candidate List Declared Against: JUNE 2024 (241) SVHC > Threshold: Pb (3.5% in Component Part) <b>Article Safe Usage Statements:</b> Do not eat, drink or smoke when using this product. Wash thoroughly after handling. Recycle if possible and dispose of the article by following all applicable governmental regulations relevant to your geographic location.
Halogen Content	Low Halogen - Br, Cl, F, I < 900 ppm per homogenous material. Also BFR/CFR/PVC Free
Solder Process Capability	Not reviewed for solder process capability


Product Compliance Disclaimer

This information is provided based on reasonable inquiry of our suppliers and represents our current actual knowledge based on the information they provided. This information is subject to change. The part numbers that TE has identified as




EU RoHS compliant have a maximum concentration of 0.1% by weight in homogenous materials for lead, hexavalent chromium, mercury, PBB, PBDE, DBP, BBP, DEHP, DIBP, and 0.01% for cadmium, or qualify for an exemption to these limits as defined in the Annexes of Directive 2011/65/EU (RoHS2). Finished electrical and electronic equipment products will be CE marked as required by Directive 2011/65/EU. Components may not be CE marked. Additionally, the part numbers that TE has identified as EU ELV compliant have a maximum concentration of 0.1% by weight in homogenous materials for lead, hexavalent chromium, and mercury, and 0.01% for cadmium, or qualify for an exemption to these limits as defined in the Annexes of Directive 2000/53/EC (ELV). Regarding the REACH Regulation, the information TE provides on SVHC in articles for this part number is based on the latest European Chemicals Agency (ECHA) 'Guidance on requirements for substances in articles' posted at this URL: <https://echa.europa.eu/guidance-documents/guidance-on-reach>


Compatible Parts



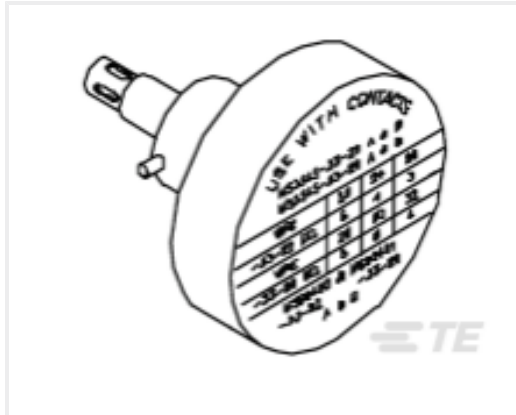
TE Part # 1-2823560-1  
ASSEMBLY TOOL HANDLE FOR CRIMP FLANGE




TE Part # 1-2823557-1  
CRIMP TOOL FOR CRIMP FLANGE /SLEEVE




TE Part # 601966-1  
CRIMPING TOOL M22520/2-01




TE Part # CAT-M1-M1  
M12 Assembly Tooling



TE Part # 1-2823561-1  
UNIVERSAL INSERT (ALL M12 CODES)




TE Part # 601967-1  
CRIMPING TOOL M22520/1-01




TE Part # CAT-R131-IN722  
Crimp Insert for Use with 1-2823557-1


Also in the Series | M12 Connector




Connector Hardware(11)



Connector Seals & Cavity Plugs(4)



M8/M12 Cable Assemblies(230)



Standard Circular Connectors(793)

Customers Also Bought





TE Part #2273001-1  
M8 x 1.0 straight socket Pigtail

TE Part #1-2314097-2  
M12 CRIMP CONTACT PIN 0.8MM AWG26

TE Part #D369-P33-NP0  
369 3 WAY PLUG, NO CONTACTS, PIN

TE Part #1-2176231-0  
3522 24R 1% 3W

TE Part #2119000-1  
JACKNACK TOOL

TE Part #282836-4  
TERMI-BLOK PCB MOUNT 90 4P.

TE Part #YDTS26W17-99PNV001  
PLUG ASSY

TE Part #1-2823446-7  
M12 D-F-4 CRIMP ST CAT 7 RADOX 8.2MM,H&S

TE Part #CTS-S20-20  
CONT SOC ASSY

TE Part #866259N005  
S02-08-RCS453

Documents

Product Drawings

M12 A-M-8 CRIMP ST ,CAT7 RADOX 8.2MM,H&S

English

CAD Files

3D PDF

3D

Customer View Model

ENG\_CVM\_CVM\_1-2823447-1\_A.2d\_dxf.zip

English

Customer View Model

ENG\_CVM\_CVM\_1-2823447-1\_A.3d\_igs.zip

English

Customer View Model

ENG\_CVM\_CVM\_1-2823447-1\_A.3d\_stp.zip

English

By downloading the CAD file I accept and agree to the [Terms and Conditions](#) of use.

Datasheets & Catalog Pages



M12 RAIL CONNECTOR SERIES

English

M12 Rail Straight Connector

English

Product Specifications

Application Specification

English