




TE Internal #: 414002-3

SMB Connector, Plug, 50 ohm / 75 ohm, Snap-Fit, 4 GHz, Cable-to-Cable, 1 Position, Wire & Cable, -65 – 85 °C [-85 – 185 °F], Crimp, Right Angle, Brass

[View on TE.com >](#)

Connectors > RF Connectors > Coax Connectors > SMB Connector: Plug, Mated Outer Dia. 4.75mm, 50 Ohm



RF Interface: **SMB**

RF Connector Style: **Plug**

RF Connector Mated Outer Diameter (Approximate): **4.75 mm [.187 in]**

Impedance: **75 Ω , 50 Ω**

Compatible With RF Cable Type: **RG 188, RG 174, RG 316**

[All SMB Connector: Plug, Mated Outer Dia. 4.75mm, 50 Ohm \(13\)](#)

Features

Other

Outer Contact Plating Material	Gold over Nickel
Grade	Mil-Type
Dielectric Material	PTFE
EU RoHS Compliance	Compliant with Exemptions
EU ELV Compliance	Compliant with Exemptions

Contact Features

RF Connector Center Contact Underplating Material	Nickel
RF Connector Center Contact Plating Material	Gold
RF Connector Center Contact Material	Beryllium Copper

Body Features

Body Underplating Material	Copper
Cable Connector Orientation	Right Angle
Body Material	Brass



Body Plating Material	Nickel
-----------------------	--------

Product Type Features

Connector Product Type	Connector Assembly
RF Interface	SMB
RF Connector Style	Plug
Compatible With RF Cable Type	RG 188, RG 174, RG 316
Connector System	Cable-to-Cable
Sealable	No
Connector & Contact Terminates To	Wire & Cable

Dimensions

RF Connector Mated Outer Diameter (Approximate)	4.75 mm[.187 in]
---	------------------

Electrical Characteristics

Impedance	75 Ω, 50 Ω
-----------	------------

Mechanical Attachment

RF Connector Coupling Mechanism	Snap-Fit
RF Contact Captivation Method	Mechanical
Detent	With

Operation/Application

Operating Frequency	4 GHz
---------------------	-------

Configuration Features

Number of Positions	1
Number of Coaxial Contacts	1

Termination Features

Termination Method to Wire & Cable	Crimp
------------------------------------	-------

Usage Conditions


Operating Temperature Range	-65 – 85 °C[-85 – 185 °F]
-----------------------------	---------------------------

Packaging Features

Packaging Method	Carton
------------------	--------

Product Compliance

For compliance documentation, visit the product page on TE.com>



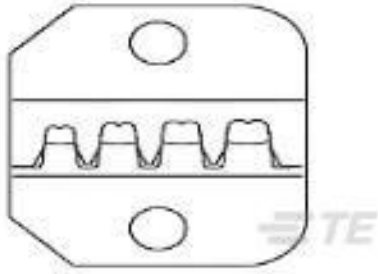


EU RoHS Directive 2011/65/EU	Compliant with Exemptions
EU ELV Directive 2000/53/EC	Compliant with Exemptions
China RoHS 2 Directive MIIT Order No 32, 2016	Restricted Materials Above Threshold
EU REACH Regulation (EC) No. 1907/2006	Current ECHA Candidate List: JUNE 2024 (241) Candidate List Declared Against: JUNE 2024 (241) SVHC > Threshold: Pb (3.7% in Component Part) Article Safe Usage Statements: Do not eat, drink or smoke when using this product. Wash thoroughly after handling. Recycle if possible and dispose of the article by following all applicable governmental regulations relevant to your geographic location.
Halogen Content	Low Bromine/Chlorine - Br and Cl < 900 ppm per homogenous material. Also BFR /CFR/PVC Free
Solder Process Capability	Not applicable for solder process capability


Product Compliance Disclaimer

This information is provided based on reasonable inquiry of our suppliers and represents our current actual knowledge based on the information they provided. This information is subject to change. The part numbers that TE has identified as EU RoHS compliant have a maximum concentration of 0.1% by weight in homogenous materials for lead, hexavalent chromium, mercury, PBB, PBDE, DBP, BBP, DEHP, DIBP, and 0.01% for cadmium, or qualify for an exemption to these limits as defined in the Annexes of Directive 2011/65/EU (RoHS2). Finished electrical and electronic equipment products will be CE marked as required by Directive 2011/65/EU. Components may not be CE marked. Additionally, the part numbers that TE has identified as EU ELV compliant have a maximum concentration of 0.1% by weight in homogenous materials for lead, hexavalent chromium, and mercury, and 0.01% for cadmium, or qualify for an exemption to these limits as defined in the Annexes of Directive 2000/53/EC (ELV). Regarding the REACH Regulation, the information TE provides on SVHC in articles for this part number is based on the latest European Chemicals Agency (ECHA) ‘Guidance on requirements for substances in articles’ posted at this URL: <https://echa.europa.eu/guidance-documents/guidance-on-reach>


Compatible Parts




TE Part # 58483-1
TRIPLE HEX DIE ASSY SMB



TE Part # CAT-884-SMBF50
SMB Connector: Plug, Mated Outer Dia. 4.75mm, 50 Ohm



TE Part # CAT-884-SMBV50
SMB Connector: Jack, Vertical Mount, Mated Outer Dia. 4.75mm, 50 Ohm



TE Part # 1060464-1
5164 5003 09





TE Part # CAT-884-SMBM50
SMB Connector: Male (Jack), Mated
Outer Dia. 4.75mm, 50 Ohm



TE Part # CAT-884-SMBMRA50
SMB Connector: Jack, Right-Angle Mount, Mated Outer Dia. 4.75mm



TE Part # 228553-1
SMB COMML BLKHD ADAPTER

Customers Also Bought



TE Part #CAT-104MTA-NGPNR
Nylon Gold Plated Receptacle: 2.54 mm, no Mating Alignment



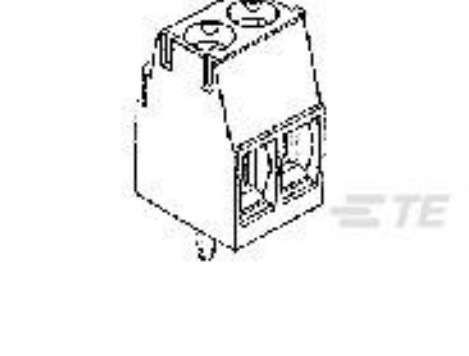
TE Part #292253-6
CT CONN MT HDR ASSY H 6P NAT



TE Part #794772-4
04P MINI UMNL SEAL,DIE CUT



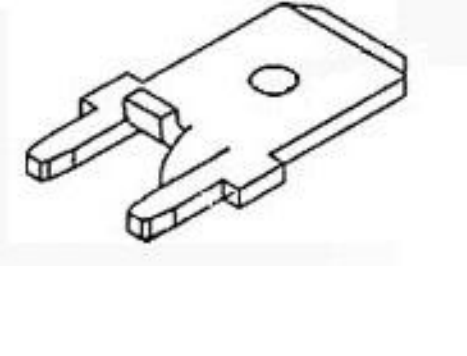
TE Part #9-1393222-1
V23061B1005A301=MINISTARKSTROM



TE Part #284391-6
TERMI-BLOK PCB SIDE ENTRY STAC



TE Part #36467
SOLIS R 22-16 COMM 22-18 MIL 4



TE Part #1742686-1
250 FASTON,PCB TAB,TCBR



TE Part #175778-6
CT CRIMP REC HSG 6P NATURAL



TE Part #648507-000
CWT-3805

Documents

Product Drawings
PLUG,CABLE,RTANG,SMB,NI PLTD
English

CAD Files
3D PDF
3D
Customer View Model
ENG_CVM_CVM_414002-3_K.2d_dxf.zip



English

Customer View Model

[ENG_CVM_CVM_414002-3_K.3d_igs.zip](#)

English

Customer View Model

[ENG_CVM_CVM_414002-3_K.3d_stp.zip](#)

English

By downloading the CAD file I accept and agree to the [Terms and Conditions](#) of use.

Datasheets & Catalog Pages

[SMB Connectors](#)

English

Instruction Sheets

[Instruction Sheet \(U.S.\)](#)

English