

HC-B 10-TMB-100/O1STM25S-STA - Housing



1604324

<https://www.phoenixcontact.com/us/products/1604324>

Please be informed that the data shown in this PDF document is generated from our online catalog. Please find the complete data in the user documentation. Our general terms of use for downloads are valid.



HEAVYCON ADVANCE standard powder-coated, sleeve housing B10, with bayonet locking, height 100 mm, with 1xM25 thread, lateral cable outlet

Commercial data

Item number	1604324
Packing unit	10 pc
Minimum order quantity	1 pc
Sales key	BF58
Product key	BF7AAA
Catalog page	Page 564 (PC-2011)
GTIN	4017918948009
Weight per piece (including packing)	358.63 g
Weight per piece (excluding packing)	346.63 g
Customs tariff number	85389099
Country of origin	DE

HC-B 10-TMB-100/O1STM25S-STA - Housing



1604324

<https://www.phoenixcontact.com/us/products/1604324>

Technical data

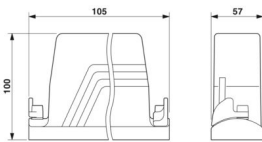
Notes

General	For contact inserts HC-B10, BB18, DD42, M, K8/24
---------	--

Product properties

Product type	Housing with bayonet locking
Housing type	Sleeve housing
Application	Standard
Type	B10
No. of cable outlets	1
Type of the screw connection	1x M25
Shielded	no
Cable outlet	lateral
Pg screw connection	none

Dimensions

Dimensional drawing	
Width	57 mm
Height	100 mm
Length	105 mm

Installation dimensions

Width of the assembly cutout	35 mm
Length of the assembly cutout	65 mm

Material specifications

Seal material	NBR
Housing material	Die-cast aluminum
Housing surface material	Powder-coated, gray
Locking latch material	High-grade steel, handle: PA-GF

Environmental and real-life conditions

Ambient conditions

Degree of protection	IP65
	IP67
Ambient temperature (operation)	-40 °C ... 125 °C

Mechanical properties

HC-B 10-TMB-100/O1STM25S-STA - Housing



1604324

<https://www.phoenixcontact.com/us/products/1604324>

Mechanical data

Type of the screw connection	1x M25
Locking type	Screw

Mounting

Assembly note	In order to guarantee that the protective conductor contact functions even when plugged in at an angle, the two panel-mount flanges must have sufficient electrical contact with the metal mounting panel.
---------------	--

HC-B 10-TMB-100/O1STM25S-STA - Housing

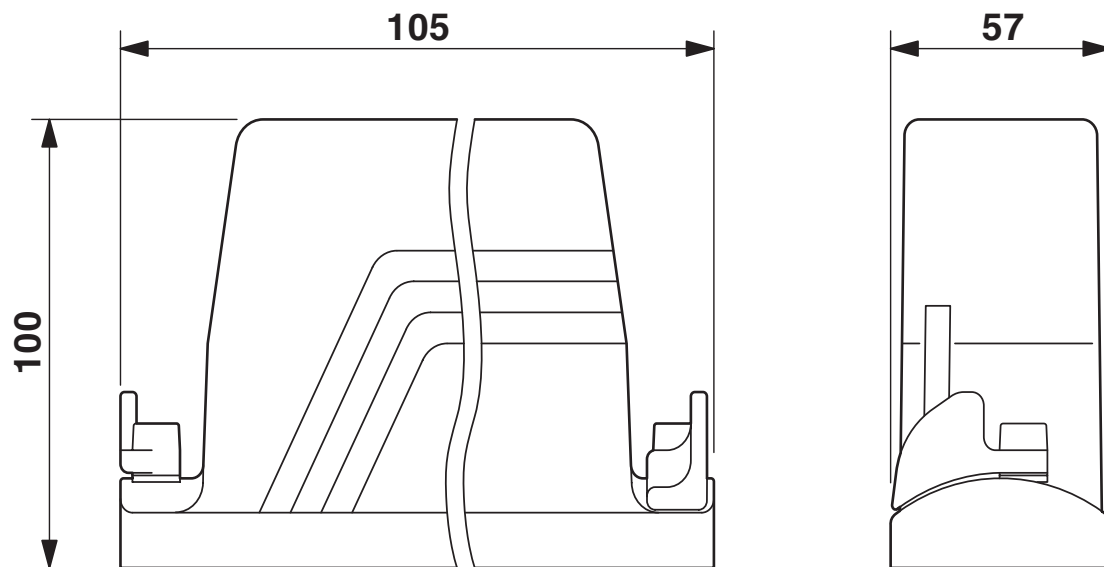
1604324

<https://www.phoenixcontact.com/us/products/1604324>



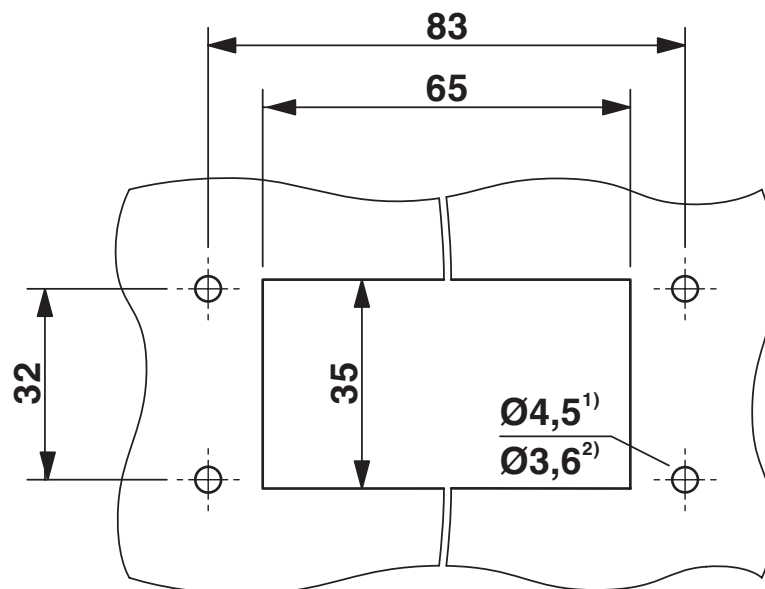
Drawings

Dimensional drawing



Dimensional drawing

Dimensional drawing



Mounting cutout

1) when M4 screws are used

2) when self-tapping Torx® screws are used (Torx® 20, M4)

HC-B 10-TMB-100/O1STM25S-STA - Housing

1604324

<https://www.phoenixcontact.com/us/products/1604324>



Approvals

🔗 To download certificates, visit the product detail page: <https://www.phoenixcontact.com/us/products/1604324>



EAC

Approval ID: RU C-DE.AI30.B.01102

HC-B 10-TMB-100/O1STM25S-STA - Housing



1604324

<https://www.phoenixcontact.com/us/products/1604324>

Classifications

ECLASS

ECLASS-11.0	27440202
ECLASS-12.0	27440202
ECLASS-13.0	27440202

ETIM

ETIM 9.0	EC000437
----------	----------

UNSPSC

UNSPSC 21.0	31261500
-------------	----------

HC-B 10-TMB-100/O1STM25S-STA - Housing



1604324

<https://www.phoenixcontact.com/us/products/1604324>

Environmental product compliance

EU RoHS

Fulfills EU RoHS substance requirements	Yes, No exemptions
---	--------------------

China RoHS

Environment friendly use period (EFUP)	EFUP-E
	No hazardous substances above the limits

EU REACH SVHC

REACH candidate substance (CAS No.)	No substance above 0.1 wt%
-------------------------------------	----------------------------

Phoenix Contact 2025 © - all rights reserved
<https://www.phoenixcontact.com>

Phoenix Contact USA
586 Fulling Mill Road
Middletown, PA 17057, United States
(+717) 944-1300
info@phoenixcon.com