



Connectors > D-Shaped Connectors > D-Sub Connectors > Box Mount D-Sub Connectors



Connector & Housing Type: **Plug**

Connector System: **Cable-to-Cable**

Number of Positions: **25**

Power/Signal/Coax Combination: **No**

Connector Shell Size: **3**

Features

Termination Features

Termination Method to Wire & Cable	Crimp
------------------------------------	-------

Body Features

Front Shell Material	Brass
Mating Retention Feature Material	Copper Alloy
Rear Shell Plating Material	Gold
Rear Shell Material	Brass
Front Shell Plating Material	Gold

Packaging Features

Packaging Method	Package
------------------	---------

Mechanical Attachment

Connector Mounting Type	Panel Mount
Mounting Hole Diameter	3.91 mm[.154 in]
Mating Alignment	Without

Contact Features

Contact Mating Area Plating Material	Gold
Contact Base Material	Copper
	100 – 150 µin
Contact Options	Order Separately



Contact Type	Pin
Contact Size	Size 20
Contact Current Rating (Max)	7.5 A

Product Type Features

Connector & Housing Type	Plug
Connector System	Cable-to-Cable
Connector Shell Size	3
Sealable	No
Connector & Contact Terminates To	Wire & Cable

Configuration Features

Number of Positions	25
Power/Signal/Coax Combination	No

Housing Features

Centerline (Pitch)	2.77 mm[.109 in]
--------------------	------------------

Usage Conditions

Operating Temperature Range	-55 – 125 °C[-67 – 257 °F]
-----------------------------	----------------------------

Operation/Application

Circuit Application	Signal
---------------------	--------

Other

EU RoHS Compliance	Compliant
EU ELV Compliance	Compliant

Product Compliance

For compliance documentation, visit the product page on [TE.com](#)>

EU RoHS Directive 2011/65/EU	Compliant
EU ELV Directive 2000/53/EC	Compliant
China RoHS 2 Directive MIIT Order No 32, 2016	No Restricted Materials Above Threshold
EU REACH Regulation (EC) No. 1907/2006	Current ECHA Candidate List: JUNE 2024 (241) Candidate List Declared Against: JUNE 2023 (235) SVHC > Threshold: Pb (1.2% in Contact/Component) <small>Article Safe Usage Statements:</small>



Do not eat, drink or smoke when using this product. Wash thoroughly after handling. Recycle if possible and dispose of the article by following all applicable governmental regulations relevant to your geographic location.

Halogen Content	Not Yet Reviewed for halogen content
Solder Process Capability	Wave solder capable to 265°C

Product Compliance Disclaimer

This information is provided based on reasonable inquiry of our suppliers and represents our current actual knowledge based on the information they provided. This information is subject to change. The part numbers that TE has identified as EU RoHS compliant have a maximum concentration of 0.1% by weight in homogenous materials for lead, hexavalent chromium, mercury, PBB, PBDE, DBP, BBP, DEHP, DIBP, and 0.01% for cadmium, or qualify for an exemption to these limits as defined in the Annexes of Directive 2011/65/EU (RoHS2). Finished electrical and electronic equipment products will be CE marked as required by Directive 2011/65/EU. Components may not be CE marked. Additionally, the part numbers that TE has identified as EU ELV compliant have a maximum concentration of 0.1% by weight in homogenous materials for lead, hexavalent chromium, and mercury, and 0.01% for cadmium, or qualify for an exemption to these limits as defined in the Annexes of Directive 2000/53/EC (ELV). Regarding the REACH Regulation, the information TE provides on SVHC in articles for this part number is based on the latest European Chemicals Agency (ECHA) 'Guidance on requirements for substances in articles' posted at this URL: <https://echa.europa.eu/guidance-documents/guidance-on-reach>

Compatible Parts




TE Part # 91067-2
INSERTION/EXTRACTION TOOL



TE Part # 205089-4
HD 20 PIN CONTACT, NON-MAG

Customers Also Bought



TE Part #52197
TERMINAL, SOLIS R 6 10



TE Part #206066-2
PLUG ASSY, 104 POSN, AMPLIMITE




TE Part #206803-1
AMPLIMITE RECEPT ASSY, 37 POS,




TE Part #206065-2
RECEPT ASSY, 104 POSN, AMPLIMITE




TE Part #SP44907X-33
44907X GSFC 311P18-07A76R




TE Part #206504-1
PLUG ASSY, 78 POSN, AMPLIMITE




TE Part #206804-1
PLUG ASSY, 50 POSN, AMPLIMITE



TE Part #207252-1
PLUG ASSY, SZ 1, AMPLIMITE



TE Part #207253-1
[RECEPT ASSY,9 POSN,AMPLIMITE](#)



TE Part #CTJ722K01C
[MODULE ASSY](#)

Documents

Product Drawings

[PLG ASSY,25 POS,AMPLIMITE](#)

English

CAD Files

[3D PDF](#)

3D

Customer View Model

[ENG_CVM_CVM_206800-1_AC.2d_dxf.zip](#)

English

Customer View Model

[ENG_CVM_CVM_206800-1_AC.3d_igs.zip](#)

English

Customer View Model

[ENG_CVM_CVM_206800-1_AC.3d_stp.zip](#)

English

By downloading the CAD file I accept and agree to the [Terms and Conditions](#) of use.