




Free Height

TE Internal #: 5-5179180-4  
PCB Mount Receptacle, Vertical, Board-to-Board, 100 Position, .8 mm [.031 in] Centerline, Gold, Surface Mount, Signal, Natural, Free Height

[View on TE.com >](#)

Connectors > PCB Connectors > PCB Headers & Receptacles > Free Height Receptacle Conn: Board-Board, Vertical, 100, 0.8mm



PCB Connector Assembly Type: **PCB Mount Receptacle**

PCB Mount Orientation: **Vertical**

Connector System: **Board-to-Board**

Number of Positions: **100**

Centerline (Pitch): **.8 mm [.031 in]**

[All Free Height Receptacle Conn: Board-Board, Vertical, 100, 0.8mm \(24\)](#)

Features

Electrical Characteristics

Operating Voltage	100 VAC
Insulation Resistance	2 MΩ
Dielectric Withstanding Voltage (Max)	500 VAC

Dimensions

Stack Height	9 mm, 10 mm, 12 mm, 11 mm[.433 in][.354 in][.472 in][.394 in]
Connector Height	9 mm[.354 in]

Packaging Features

	.5 in
Packaging Quantity	400
Packaging Method	Tape & Reel

Usage Conditions

--	--



Housing Temperature Rating	High
Operating Temperature Range	-40 – 125 °C[-40 – 257 °F]

Body Features

Assembly Process Feature Material	Steel
Primary Product Color	Natural

Operation/Application

Assembly Process Feature	Pick and Place Cover
Circuit Application	Signal

Mechanical Attachment

Mounting Alignment Feature Length	.5 mm[.02 in]
Mating Alignment Type	Polarization
PCB Mount Alignment Type	Positioning Bosses
PCB Mount Retention	Without
PCB Mount Alignment	With
Connector Mounting Type	Board Mount
Mating Alignment	With

Termination Features

Rectangular Termination Post & Tail Width	.3 mm[.012 in]
Rectangular Termination Post & Tail Thickness	.2 mm[.008 in]
Termination Method to PCB	Surface Mount

Contact Features

PCB Contact Termination Area Plating Material Finish	Matte
Contact Mating Area Plating Material Thickness	.2 µm[8 µin]
Mating Tab Width	.4 mm[.016 in]
PCB Contact Termination Area Plating Material Thickness	2 µm[78.74 µin]
Contact Layout	Inline
Contact Base Material	Copper Alloy
Mating Tab Thickness	.2 mm[.008 in]
PCB Contact Termination Area Plating Material	Tin
Contact Mating Area Plating Material	Gold
Contact Type	Socket
Contact Current Rating (Max)	.5 A



Housing Features

Mating Entry Location	Top
Housing Material	Matte
Centerline (Pitch)	.8 mm[.031 in]

Configuration Features

Board-to-Board Configuration	Parallel
Stackable	Yes
PCB Mount Orientation	Vertical
Number of Positions	100

Product Type Features

PCB Connector Assembly Type	PCB Mount Receptacle
Connector System	Board-to-Board
Sealable	No
Connector & Contact Terminates To	Printed Circuit Board

Industry Standards

UL Flammability Rating	UL 94V-0
------------------------	----------

Other

EU RoHS Compliance	Compliant
EU ELV Compliance	Compliant

Product Compliance

For compliance documentation, visit the product page on TE.com>

EU RoHS Directive 2011/65/EU	Compliant
EU ELV Directive 2000/53/EC	Compliant
China RoHS 2 Directive MIIT Order No 32, 2016	No Restricted Materials Above Threshold
EU REACH Regulation (EC) No. 1907/2006	Current ECHA Candidate List: JUNE 2024 (241) Candidate List Declared Against: JUNE 2024 (241) Does not contain REACH SVHC
Halogen Content	Low Halogen - Br, Cl, F, I < 900 ppm per homogenous material. Also BFR/CFR/PVC Free
Solder Process Capability	Reflow solder capable to 260°C



Product Compliance Disclaimer

This information is provided based on reasonable inquiry of our suppliers and represents our current actual knowledge based on the information they provided. This information is subject to change. The part numbers that TE has identified as EU RoHS compliant have a maximum concentration of 0.1% by weight in homogenous materials for lead, hexavalent chromium, mercury, PBB, PBDE, DBP, BBP, DEHP, DIBP, and 0.01% for cadmium, or qualify for an exemption to these limits as defined in the Annexes of Directive 2011/65/EU (RoHS2). Finished electrical and electronic equipment products will be CE marked as required by Directive 2011/65/EU. Components may not be CE marked. Additionally, the part numbers that TE has identified as EU ELV compliant have a maximum concentration of 0.1% by weight in homogenous materials for lead, hexavalent chromium, and mercury, and 0.01% for cadmium, or qualify for an exemption to these limits as defined in the Annexes of Directive 2000/53/EC (ELV). Regarding the REACH Regulation, the information TE provides on SVHC in articles for this part number is based on the latest European Chemicals Agency (ECHA) ‘Guidance on requirements for substances in articles’ posted at this URL: <https://echa.europa.eu/guidance-documents/guidance-on-reach>

Compatible Parts




TE Part # CAT-313-PCB100  
Free Height Plug Connector: Board-Board, Vertical, 100, 0.8mm




TE Part # 84615-4  
0.8FH,P06H.5,100,30/SP,TU

Also in the Series | Free Height



Board-to-Board Headers & Receptacles(751)



PCB Headers & Receptacles(751)

Customers Also Bought



TE Part #281698-5  
HEADER HE14 RA 5 P



TE Part #5106015-1  
Z-PACK/A RAMH.110P



TE Part #1717254-1  
EMBOSS ASS'Y DDR SODIMM SOCKET



TE Part #5-5179180-1  
0.8FH,R09H.5,040,08/Sn,TR,SC





TE Part #1103599-1  
[AMPSeal.Header.35](#)



TE Part #2199337-5  
[ASS'Y FOR MICRO SIM H1.18 8POS \(EMBOSS\)](#)



TE Part #5-2301995-3  
[RJ45 JACK INT.MAG. 10/100 LED 1X1 VERT.](#)



TE Part #1-1747981-5  
[Std HDMI, RA, SMT, Panel grd, Flange](#)



TE Part #7-6609941-8  
[PM00XDS3B=C3492](#)



TE Part #1759503-1  
[mini PCI-E 8H Type I PKG G/F](#)

Documents

Product Drawings

[0.8FH,R09H.5,100,08/Sn,TR,SC](#)

English

CAD Files

[3D PDF](#)

3D

Customer View Model

[ENG\\_CVM\\_CVM\\_5-5179180-4\\_A.2d\\_dxf.zip](#)

English

Customer View Model

[ENG\\_CVM\\_CVM\\_5-5179180-4\\_A.3d\\_igs.zip](#)

English

Customer View Model

[ENG\\_CVM\\_CVM\\_5-5179180-4\\_A.3d\\_stp.zip](#)

English

By downloading the CAD file I accept and agree to the [Terms and Conditions](#) of use.

Datasheets & Catalog Pages

[Fine Pitch Stacking Connectors - 0.8mm Free Height \(FH\) Connectors](#)

English

Product Specifications

[Product Specification](#)

English