



zQSFP+/QSFP28

TE Internal #: 2227667-2

zQSFP+, Cage Assembly with Integrated Connector, .8mm [.032in]  
Centerline, Signal, Operating Temperature Range -55 – 105 °C [-67 – 221 °F]

[View on TE.com >](#)

Connectors > Pluggable IO Connectors & Cages



Form Factor: **zQSFP+**  
Pluggable I/O Product Type: **Cage Assembly with Integrated Connector**  
Centerline (Pitch): **.8 mm [ .032 in ]**  
Sealable: **No**  
Circuit Application: **Signal**

Features

Industry Standards

UL Flammability Rating	UL 94V-0
------------------------	----------

Termination Features

Termination Method to PCB	Through Hole - Press-Fit
Termination Post & Tail Length	2 mm[.079 in]

Dimensions

PCB Thickness (Recommended)	1.57 mm[.062 in]
-----------------------------	------------------

Contact Features

Contact Current Rating (Max)	.5 A
Contact Underplating Material	Tin
Contact Mating Area Plating Material	Gold
PCB Contact Termination Area Plating Material	Gold
Contact Mating Area Plating Material Thickness	.76 µm[30 µin]

Packaging Features

Packaging Method	Box & Tray
------------------	------------

Configuration Features

Number of Rear EONs per Port Column	0
Number of Positions	152



Number of Ports	4
Port Matrix Configuration	2 x 2

Operation/Application

Pluggable I/O Applications	SFP+ Stacked Belly-to-Belly
Heat Sink Compatible	No
Circuit Application	Signal

Housing Features

Cage Material	Nickel Silver
Centerline (Pitch)	.8 mm[.032 in]

Product Type Features

Cage Type	Stacked
Form Factor	zQSFP+
Pluggable I/O Product Type	Cage Assembly with Integrated Connector
Sealable	No

Electrical Characteristics

Data Rate (Max)	28 Gb/s
-----------------	---------

Usage Conditions

Operating Temperature Range	-55 – 105 °C[-67 – 221 °F]
-----------------------------	----------------------------

Other

Included Lightpipe	Yes
EMI Containment Feature Type	Internal/External EMI Springs
EU RoHS Compliance	Compliant
EU ELV Compliance	Compliant

Product Compliance

For compliance documentation, visit the product page on TE.com>

EU RoHS Directive 2011/65/EU	Compliant
EU ELV Directive 2000/53/EC	Compliant
China RoHS 2 Directive MIIT Order No 32, 2016	No Restricted Materials Above Threshold
EU REACH Regulation (EC) No. 1907/2006	Current ECHA Candidate List: JUNE 2024 (241) Candidate List Declared Against: JUNE 2024 (241)



	Does not contain REACH SVHC
Halogen Content	Low Bromine/Chlorine - Br and Cl < 900 ppm per homogenous material. Also BFR /CFR/PVC Free
Solder Process Capability	Not applicable for solder process capability


Product Compliance Disclaimer

This information is provided based on reasonable inquiry of our suppliers and represents our current actual knowledge based on the information they provided. This information is subject to change. The part numbers that TE has identified as EU RoHS compliant have a maximum concentration of 0.1% by weight in homogenous materials for lead, hexavalent chromium, mercury, PBB, PBDE, DBP, BBP, DEHP, DIBP, and 0.01% for cadmium, or qualify for an exemption to these limits as defined in the Annexes of Directive 2011/65/EU (RoHS2). Finished electrical and electronic equipment products will be CE marked as required by Directive 2011/65/EU. Components may not be CE marked. Additionally, the part numbers that TE has identified as EU ELV compliant have a maximum concentration of 0.1% by weight in homogenous materials for lead, hexavalent chromium, and mercury, and 0.01% for cadmium, or qualify for an exemption to these limits as defined in the Annexes of Directive 2000/53/EC (ELV). Regarding the REACH Regulation, the information TE provides on SVHC in articles for this part number is based on the latest European Chemicals Agency (ECHA) ‘Guidance on requirements for substances in articles’ posted at this URL: <https://echa.europa.eu/guidance-documents/guidance-on-reach>

Compatible Parts



TE Part # 1888810-2  
[EMI/Dust Cover,XFP And QSFP](#)




TE Part # 2829040-4  
[QSFP IB EDR, 30AWG, 1.0M](#)




TE Part # 1551920-2  
[zQSFP+ connector assembly](#)


Also in the Series | [zQSFP+/QSFP28](#)



[Heat Sinks\(7\)](#)

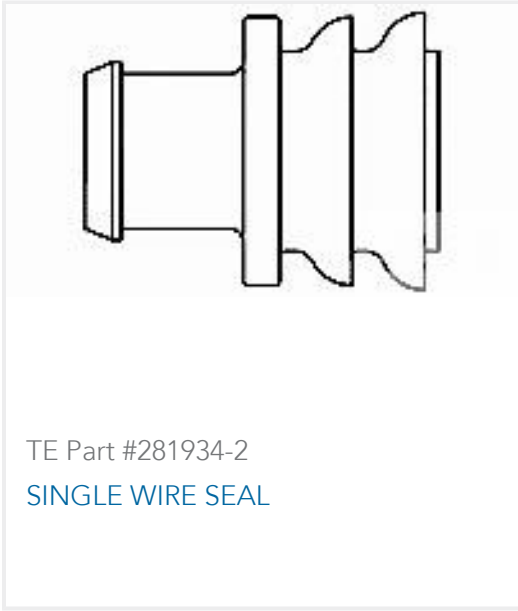



[Pluggable I/O Cable Assemblies\(78\)](#)



[Pluggable IO Connectors & Cages\(424\)](#)

Customers Also Bought



Documents

Product Drawings

zQSFP+ STACKED RECEPTACLE ASSEMBLY 2X2

English

CAD Files

3D PDF

3D

Customer View Model

ENG\_CVM\_CVM\_2227667-2\_A.2d\_dxf.zip

English

Customer View Model

ENG\_CVM\_CVM\_2227667-2\_A.3d\_igs.zip

English

Customer View Model

ENG\_CVM\_CVM\_2227667-2\_A.3d\_stp.zip

English

By downloading the CAD file I accept and agree to the [Terms and Conditions](#) of use.

Datasheets & Catalog Pages

QSFP28/56 and zQSFP+ Interconnects

English

Product Specifications

Application Specification

English