




Connectors > Terminal Blocks & Strips > Barrier Strips



Number of Positions: 8

Barrier Strip Style: **Tri-Barrier**

Bottom Termination Type: **Solderless Wire Wrap**

Connector System: **Wire-to-Board**

Centerline (Pitch): **8.26 mm [ .325 in ]**

Features

Industry Standards

UL Flammability Rating	UL 94V-0
------------------------	----------

Packaging Features

Packaging Method	Package
Packaging Quantity	85

Operation/Application

Circuit Application	Power
---------------------	-------

Mechanical Attachment

Top Termination Type	Wire Clamp Combo Head
Mounting Options	End Positions with Inserts
Screw Plating Material	Zinc
Thread Size	4-40
Screw Material	Steel
Screw Head Type	Combo Phil-Slot
Connector Mounting Type	Cable Mount (Free-Hanging)



Contact Features	
Contact Base Material	Copper Alloy
PCB Contact Termination Area Plating Material	Tin
Contact Current Rating (Max)	20 A
Dimensions	
Product Length	84.07 mm[3.311 in]
Wire Size	22 – 14 AWG
Housing Features	
Housing Material	Polyamide
Centerline (Pitch)	8.26 mm[.325 in]
Product Type Features	
Block Style	Flat Bottom with standoffs
Connector System	Wire-to-Board
Connector & Contact Terminates To	Wire & Cable
Body Features	
Primary Product Color	Black
Product Orientation	Vertical
Barrier Strip Style	Tri-Barrier
Configuration Features	
Number of Levels	1
Number of Positions	8
Number of Rows	1
Termination Features	
Bottom Termination Type	Solderless Wire Wrap
Electrical Characteristics	
Operating Voltage	300 V, 150 V
Other	
EU RoHS Compliance	Compliant
EU ELV Compliance	Compliant

Product Compliance

[For compliance documentation, visit the product page on TE.com>](#)




EU RoHS Directive 2011/65/EU	Compliant
EU ELV Directive 2000/53/EC	Compliant
China RoHS 2 Directive MIIT Order No 32, 2016	No Restricted Materials Above Threshold
EU REACH Regulation (EC) No. 1907/2006	Current ECHA Candidate List: JUNE 2024 (241) Candidate List Declared Against: JUNE 2024 (241) Does not contain REACH SVHC
Halogen Content	Low Halogen - Br, Cl, F, I < 900 ppm per homogenous material. Also BFR/CFR/PVC Free
Solder Process Capability	Wave solder capable to 265°C


Product Compliance Disclaimer

This information is provided based on reasonable inquiry of our suppliers and represents our current actual knowledge based on the information they provided. This information is subject to change. The part numbers that TE has identified as EU RoHS compliant have a maximum concentration of 0.1% by weight in homogenous materials for lead, hexavalent chromium, mercury, PBB, PBDE, DBP, BBP, DEHP, DIBP, and 0.01% for cadmium, or qualify for an exemption to these limits as defined in the Annexes of Directive 2011/65/EU (RoHS2). Finished electrical and electronic equipment products will be CE marked as required by Directive 2011/65/EU. Components may not be CE marked. Additionally, the part numbers that TE has identified as EU ELV compliant have a maximum concentration of 0.1% by weight in homogenous materials for lead, hexavalent chromium, and mercury, and 0.01% for cadmium, or qualify for an exemption to these limits as defined in the Annexes of Directive 2000/53/EC (ELV). Regarding the REACH Regulation, the information TE provides on SVHC in articles for this part number is based on the latest European Chemicals Agency (ECHA) 'Guidance on requirements for substances in articles' posted at this URL: <https://echa.europa.eu/guidance-documents/guidance-on-reach>


Customers Also Bought




TE Part #5-1393211-3  
T92P11D22-12




TE Part #4-640440-2  
12P MTA100 CONN ASSY 22AWG RED




TE Part #1-640457-2  
12P MTA100 HDR ASSY SQ R/A F/L




TE Part #292161-6  
CT P/HDR ASSY V 6P W/KINK NAT




TE Part #1551572-5  
Shield Finger, Loose Piece



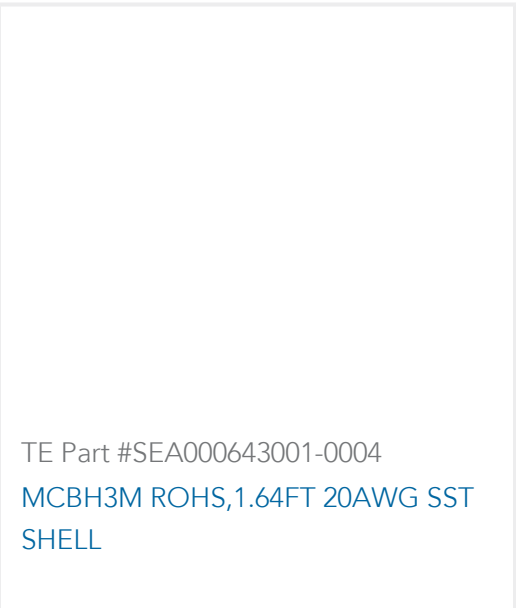
TE Part #102393-3  
10 AMPMODU MT ASSY DR .100CL



TE Part #2-173977-3  
CT CONN MT REC ASSY 3P BLUE



TE Part #5-1746530-4  
SEMI-HARD TRAY DDR2 SODIMM 6.5 H STD(HSG)



Documents

Product Drawings

4WWV-08-442=PP, MTG HOLES FOXB

English

CAD Files

Customer View Model

ENG\_CVM\_CVM\_6-1437649-7\_G.3d\_igs.zip

English

Customer View Model

ENG\_CVM\_CVM\_6-1437649-7\_G.3d\_stp.zip

English

Customer View Model

ENG\_CVM\_CVM\_6-1437649-7\_G.2d\_dxf.zip

English

3D PDF

3D

By downloading the CAD file I accept and agree to the [Terms and Conditions](#) of use.

Datasheets & Catalog Pages

BUCHANAN TERMINAL BLOCKS CATALOG - BARRIER STRIPS

English