



Terminals & Splices > Splices



Splice Type: **Parallel Splice**

Wire Size: **.3 – 1.42 mm²**

Sealable: **No**

Splice Features: **Serrated**

Features

Packaging Features

Packaging Quantity	100
Packaging Method	Loose Piece

Contact Features

	100 µin
Terminal Plating Material	Tin
Contact Base Material	Copper
Barrel Type	Closed

Body Features

Product Weight	.417 g
Splice Features	Serrated

Dimensions

Outside Diameter	3.58 mm[.141 in]
Wire Size	509 – 3260 CMA
Barrel Inside Diameter	1.55 mm[.061 in]



Terminal Material Thickness	.84 mm[.033 in]
Product Length	7.65 mm[.301 in]

Product Type Features

Splice Accessory Type	Splice
Splice Type	Parallel Splice
Sealable	No
Compatible With Discrete Wire Type	Solid, Stranded
Wire Insulation Support Retention Type	Non-Insulation Support

Configuration Features

Compatible With Wire & Cable Type	Discrete Wire
-----------------------------------	---------------

Mechanical Attachment

Wire Insulation Support	Without
-------------------------	---------

Usage Conditions

Insulation Option	Uninsulated
-------------------	-------------

Operation/Application

Compatible With Wire Base Material	Copper
------------------------------------	--------

Industry Standards

Government Qualified Splice	No
-----------------------------	----

Other

EU RoHS Compliance	Compliant
EU ELV Compliance	Compliant

Product Compliance

For compliance documentation, visit the product page on [TE.com](#)>

EU RoHS Directive 2011/65/EU	Compliant
EU ELV Directive 2000/53/EC	Compliant
China RoHS 2 Directive MIIT Order No 32, 2016	No Restricted Materials Above Threshold
EU REACH Regulation (EC) No. 1907/2006	Current ECHA Candidate List: JUNE 2024 (241) Candidate List Declared Against: JUNE 2024 (241) Does not contain REACH SVHC
Halogen Content	Low Halogen - Br, Cl, F, I < 900 ppm per homogenous material. Also BFR/CFR/PVC



Free

Solder Process Capability

Not applicable for solder process capability

Product Compliance Disclaimer

This information is provided based on reasonable inquiry of our suppliers and represents our current actual knowledge based on the information they provided. This information is subject to change. The part numbers that TE has identified as EU RoHS compliant have a maximum concentration of 0.1% by weight in homogenous materials for lead, hexavalent chromium, mercury, PBB, PBDE, DBP, BBP, DEHP, DIBP, and 0.01% for cadmium, or qualify for an exemption to these limits as defined in the Annexes of Directive 2011/65/EU (RoHS2). Finished electrical and electronic equipment products will be CE marked as required by Directive 2011/65/EU. Components may not be CE marked. Additionally, the part numbers that TE has identified as EU ELV compliant have a maximum concentration of 0.1% by weight in homogenous materials for lead, hexavalent chromium, and mercury, and 0.01% for cadmium, or qualify for an exemption to these limits as defined in the Annexes of Directive 2000/53/EC (ELV). Regarding the REACH Regulation, the information TE provides on SVHC in articles for this part number is based on the latest European Chemicals Agency (ECHA) ‘Guidance on requirements for substances in articles’ posted at this URL: <https://echa.europa.eu/guidance-documents/guidance-on-reach>

Compatible Parts

TE Part # 169400
CERTI-LOK FRAME W/O DIES

TE Part # 58546-1
PC 22-10 SOLISSPICE SPL I SHT

TE Part # 47812
DIES SOLIS 22-16 DIE SET

TE Part # 49935
DAHT SOLIS 22-10 ASSY

TE Part # 58545-3
SDE DIE ASSY. 22-10 SOLISTRAND

TE Part # 58545-1
SOLISTRAND 10-22 DIE ASSY

Customers Also Bought


TE Part #HDP24-24-33SN
REC, 33P, BLK, N, 20, S

TE Part #DTM04-12PA-EE04
REC, 12P, BLK, N, HIGH TEMP, A

TE Part #160389-3
250 FASTON,REC.,24-17 AWG,PNST

TE Part #8-33470-2
TERMINAL,SOLIS R 4 5/16






TE Part #8-34138-2
[SPLICE,SOLIS PARA 12-10](#)



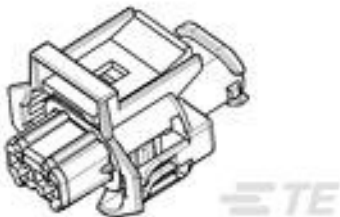
TE Part #316003-000
[55A0121-22-2/6](#)



TE Part #806785-000
[202A021-25-0](#)



TE Part #680332-000
[D-609-12](#)



TE Part #936060-1
[2.8MM SLD 3P PLUG ASSY-TDC](#)



TE Part #1-936059-1
[2.8MM SLD 2P PLUG ASSY](#)

Documents

Product Drawings

[SPLC,SOLIS PARA 22-16C,22-18M](#)

English

CAD Files

Customer View Model

[ENG_CVM_CVM_8-34130-1_L.2d_dxf.zip](#)

English

3D PDF

3D

Customer View Model

[ENG_CVM_CVM_8-34130-1_L.3d_igs.zip](#)

English

Customer View Model

[ENG_CVM_CVM_8-34130-1_L.3d_stp.zip](#)

English

By downloading the CAD file I accept and agree to the [Terms and Conditions](#) of use.

Instruction Sheets

[Instruction Sheet \(U.S.\)](#)

English