




Terminals & Splices > Ring Terminals



Ring Terminal Product Type: Closed Ring Tongue Terminal

Wire Size: 6529 – 10382 CMA

Stud Size: #10

Features

Configuration Features

Number of Holes	1
-----------------	---

Body Features

Product Weight	1.768 g
----------------	---------

Mechanical Attachment

Wire Insulation Support	With
-------------------------	------

Industry Standards

Government Qualified Terminal	No
-------------------------------	----

Packaging Features

Packaging Quantity	3000
Packaging Method	Strip/Reel

Contact Features

Contact Base Material	Brass
Barrel Type	Open
Terminal Orientation	Straight
Terminal Plating Material	Tin
Contact Underplating Material	None



Dimensions

	.17 in
Wire Size	6529 – 10382 CMA
Stud Diameter	5 mm [.197 in]
Tongue Thickness	1.02 mm [.04 in]
Product Length	23.37 mm [.92 in]
Barrel Inside Diameter	4.82 mm, 2.54 mm [.1 in] [.19 in]
Compatible Insulation Diameter (Max)	5.33 mm [.21 in]
Compatible Insulation Diameter Range	4.32 – 5.33 mm [.17 – .21 in]

Product Type Features

Shape Description	Circular/Oval
Ring Terminal Product Type	Closed Ring Tongue Terminal
Stud Size	#10
Sealable	No
Compatible With Discrete Wire Type	Stranded
Wire Insulation Support Retention Type	Insulation Support

Usage Conditions

Insulation Option	Uninsulated
-------------------	-------------

Operation/Application

Compatible With Wire Base Material	Copper
------------------------------------	--------

Other

EU RoHS Compliance	Compliant
EU ELV Compliance	Compliant

Product Compliance

[For compliance documentation, visit the product page on TE.com>](#)

EU RoHS Directive 2011/65/EU	Compliant
EU ELV Directive 2000/53/EC	Compliant
China RoHS 2 Directive MIIT Order No 32, 2016	No Restricted Materials Above Threshold
EU REACH Regulation (EC) No. 1907/2006	Current ECHA Candidate List: JUNE 2024 (241) Candidate List Declared Against: JUNE 2024 (241) Does not contain REACH SVHC



Halogen Content	Low Halogen - Br, Cl, F, I < 900 ppm per homogenous material. Also BFR/CFR/PVC Free
Solder Process Capability	Not applicable for solder process capability

Product Compliance Disclaimer

This information is provided based on reasonable inquiry of our suppliers and represents our current actual knowledge based on the information they provided. This information is subject to change. The part numbers that TE has identified as EU RoHS compliant have a maximum concentration of 0.1% by weight in homogenous materials for lead, hexavalent chromium, mercury, PBB, PBDE, DBP, BBP, DEHP, DIBP, and 0.01% for cadmium, or qualify for an exemption to these limits as defined in the Annexes of Directive 2011/65/EU (RoHS2). Finished electrical and electronic equipment products will be CE marked as required by Directive 2011/65/EU. Components may not be CE marked. Additionally, the part numbers that TE has identified as EU ELV compliant have a maximum concentration of 0.1% by weight in homogenous materials for lead, hexavalent chromium, and mercury, and 0.01% for cadmium, or qualify for an exemption to these limits as defined in the Annexes of Directive 2000/53/EC (ELV). Regarding the REACH Regulation, the information TE provides on SVHC in articles for this part number is based on the latest European Chemicals Agency (ECHA) ‘Guidance on requirements for substances in articles’ posted at this URL: <https://echa.europa.eu/guidance-documents/guidance-on-reach>

Compatible Parts

TE Part # 42639-1
RING TERMINAL 14-12 AWG BR

TE Part # 7-2150286-7
KIT
OCEAN_2.0_Applicator-E-180F300F

TE Part # 2150286-2
OCEAN_2.0_Applicator-E-180F300F-REA

TE Part # 61844-1
RING TERMINAL 12-10 AWG .0395X.650 TPCU

TE Part # 60399-1
RING TERMINAL 12-10 AWG TPCU

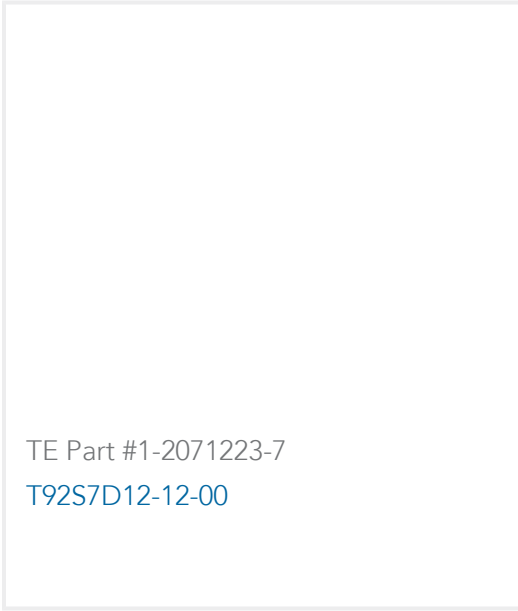
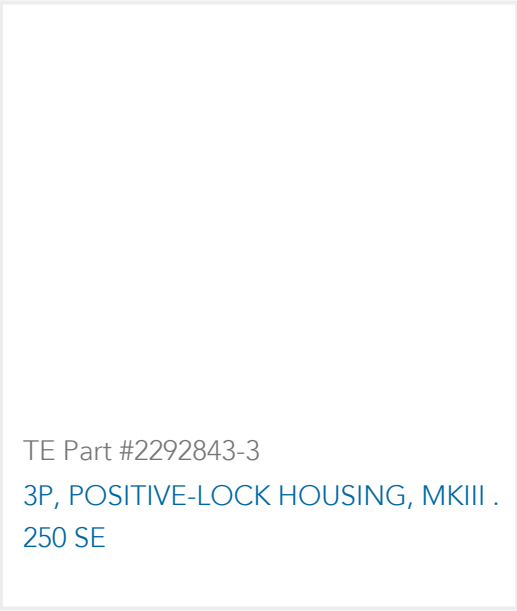
Customers Also Bought

TE Part #1604001-5
120A SGL POLE HSG SUBASY,RED

TE Part #1-2328724-3
13PIN 0.3MMP FPC CONNECTOR, FRONT FLIP

TE Part #4-2328724-5
45PIN 0.3MMP FPC CONNECTOR, FRONT FLIP

TE Part #182485-4
FF 187 REC 0.5-1.5MM2 TPPB LP



Documents

Product Drawings

RING CRIMP 12-10 AWG TPBR

English

CAD Files

3D PDF

3D

Customer View Model

ENG_CVM_CVM_42864-2_N_c-42864-2-n.2d_dxf.zip

English

Customer View Model

ENG_CVM_CVM_42864-2_N_c-42864-2-n.3d_igs.zip

English

Customer View Model

ENG_CVM_CVM_42864-2_N_c-42864-2-n.3d_stp.zip

English

By downloading the CAD file I accept and agree to the [Terms and Conditions](#) of use.

Product Specifications

Engineering Report

English