



Connectors > PCB Connectors > PCB Headers & Receptacles



PCB Connector Assembly Type: **PCB Mount Receptacle**

PCB Mount Orientation: **Vertical**

Connector System: **Board-to-Board**

Number of Positions: **16**

Number of Rows: **2**

Features

Electrical Characteristics

|                                       |         |
|---------------------------------------|---------|
| Operating Voltage                     | 333 VAC |
| Insulation Resistance                 | 5000 MΩ |
| Dielectric Withstanding Voltage (Max) | 750 VAC |

Dimensions

|                             |                         |
|-----------------------------|-------------------------|
| Row-to-Row Spacing          | 2.54 mm[.1 in]          |
| Stack Height                | 2.29 mm[.09 in]         |
| PCB Thickness (Recommended) | 1.57 mm[.055 – .094 in] |
| Connector Height            | 6.2 mm[.245 in]         |

Packaging Features

|                    |           |
|--------------------|-----------|
| Packaging Quantity | 28        |
| Packaging Method   | Tube, Box |

Industry Standards

|   |                       |
|---|-----------------------|
| Compatible With Approved Standards Products | UL E28476, CSA LR7189 |
| UL Flammability Rating                      | UL 94V-0              |

Usage Conditions

|                             |                            |
|-----------------------------|----------------------------|
| Housing Temperature Rating  | Standard                   |
| Operating Temperature Range | -65 – 125 °C[-85 – 257 °F] |

Body Features



|                   |     |
|-------------------|-----|
| Connector Profile | Low |
|-------------------|-----|

|                       |       |
|-----------------------|-------|
| Primary Product Color | Black |
|-----------------------|-------|

Operation/Application

|                        |                |
|------------------------|----------------|
| Solder Process Feature | Board Standoff |
|------------------------|----------------|

|                     |        |
|---------------------|--------|
| Circuit Application | Signal |
|---------------------|--------|

Termination Features

|   |                |
|---|----------------|
| Rectangular Termination Post & Tail Width | .7 mm[.028 in] |
|---|----------------|

|   |                |
|---|----------------|
| Rectangular Termination Post & Tail Thickness | .2 mm[.008 in] |
|---|----------------|

|                                |                  |
|--------------------------------|------------------|
| Termination Post & Tail Length | 3.18 mm[.125 in] |
|--------------------------------|------------------|

|                           |                       |
|---------------------------|-----------------------|
| Termination Method to PCB | Through Hole - Solder |
|---------------------------|-----------------------|

Contact Features

|  |                 |
|--|-----------------|
| Contact Mating Area Plating Material Thickness | .762 µm[30 µin] |
|--|-----------------|

|                              |                 |
|------------------------------|-----------------|
| Mating Square Post Dimension | .64 mm[.025 in] |
|------------------------------|-----------------|

|   |                |
|---|----------------|
| PCB Contact Termination Area Plating Material Thickness | 3.81 – 7.62 µm |
|---|----------------|

|                      |             |
|----------------------|-------------|
| Contact Shape & Form | Short Point |
|----------------------|-------------|

|                            |                |
|----------------------------|----------------|
| Contact Mating Area Length | 2.54 mm[.1 in] |
|----------------------------|----------------|

|                       |                 |
|-----------------------|-----------------|
| Contact Base Material | Phosphor Bronze |
|-----------------------|-----------------|

|   |          |
|---|----------|
| PCB Contact Termination Area Plating Material | Tin-Lead |
|---|----------|

|                                      |      |
|--------------------------------------|------|
| Contact Mating Area Plating Material | Gold |
|--------------------------------------|------|

|              |        |
|--------------|--------|
| Contact Type | Socket |
|--------------|--------|

|                              |     |
|------------------------------|-----|
| Contact Current Rating (Max) | 3 A |
|------------------------------|-----|

Housing Features

|                       |              |
|-----------------------|--------------|
| Mating Entry Location | Bottom & Top |
|-----------------------|--------------|

|                  |                |
|------------------|----------------|
| Housing Material | Polyester - GF |
|------------------|----------------|

|                    |                |
|--------------------|----------------|
| Centerline (Pitch) | 2.54 mm[.1 in] |
|--------------------|----------------|

Configuration Features

|                              |          |
|------------------------------|----------|
| Board-to-Board Configuration | Parallel |
|------------------------------|----------|

|           |     |
|-----------|-----|
| Stackable | Yes |
|-----------|-----|

|                       |          |
|-----------------------|----------|
| PCB Mount Orientation | Vertical |
|-----------------------|----------|

|                     |    |
|---------------------|----|
| Number of Positions | 16 |
|---------------------|----|

|                |   |
|----------------|---|
| Number of Rows | 2 |
|----------------|---|

Product Type Features



|                                   |                       |
|-----------------------------------|-----------------------|
| Applied Pressure                  | Standard              |
| PCB Connector Assembly Type       | PCB Mount Receptacle  |
| Connector System                  | Board-to-Board        |
| Sealable                          | No                    |
| Connector & Contact Terminates To | Printed Circuit Board |

Mechanical Attachment

|                         |             |
|-------------------------|-------------|
| PCB Mount Retention     | Without     |
| PCB Mount Alignment     | Without     |
| Connector Mounting Type | Board Mount |
| Mating Alignment        | Without     |

Other

|                    |                           |
|--------------------|---------------------------|
| EU RoHS Compliance | Not Compliant             |
| EU ELV Compliance  | Compliant with Exemptions |

Product Compliance

For compliance documentation, visit the product page on TE.com>

|   |   |
|---|---|
| EU RoHS Directive 2011/65/EU                  | Not Compliant   |
| EU ELV Directive 2000/53/EC                   | Compliant with Exemptions   |
| China RoHS 2 Directive MIIT Order No 32, 2016 | Restricted Materials Above Threshold  |
| EU REACH Regulation (EC) No. 1907/2006        | Current ECHA Candidate List: JUNE 2024 (241)<br>Candidate List Declared Against: JUNE 2024 (241)<br>SVHC > Threshold:<br>Pb (13% in Component Part)<br><b>Article Safe Usage Statements:</b><br>Do not eat, drink or smoke when using this product. Wash thoroughly after handling. Recycle if possible and dispose of the article by following all applicable governmental regulations relevant to your geographic location. |
| Halogen Content                               | Not Low Halogen - contains Br or Cl > 900 ppm.  |
| Solder Process Capability                     | Wave solder capable to 240°C  |

Product Compliance Disclaimer

This information is provided based on reasonable inquiry of our suppliers and represents our current actual knowledge based on the information they provided. This information is subject to change. The part numbers that TE has identified as EU RoHS compliant have a maximum concentration of 0.1% by weight in homogenous materials for lead, hexavalent chromium, mercury, PBB, PBDE, DBP, BBP, DEHP, DIBP, and 0.01% for cadmium, or qualify for an exemption to these limits as defined in the Annexes of Directive 2011/65/EU (RoHS2). Finished electrical and electronic equipment products will be CE marked as required by Directive 2011/65/EU. Components may not be CE marked. Additionally, the part numbers that TE has identified as EU ELV compliant have a maximum concentration of 0.1% by weight in homogenous materials for lead, hexavalent chromium, and mercury, and 0.01% for cadmium, or qualify for an exemption to these limits



as defined in the Annexes of Directive 2000/53/EC (ELV). Regarding the REACH Regulation, the information TE provides on SVHC in articles for this part number is based on the latest European Chemicals Agency (ECHA) 'Guidance on requirements for substances in articles' posted at this URL: <https://echa.europa.eu/guidance-documents/guidance-on-reach>


Compatible Parts




TE Part # 86286-1

KEYING PLUG


Also in the Series | AMPMODU IV/V




Backplane Connector Housings(1)




Board-to-Board Headers & Receptacles(517)




Connector Contacts(271)




Connector Hardware(11)




Power Contacts(207)



Rectangular Connector Housings(5)



Standard Rectangular Connectors(3)




Wire-to-Board Connector Assemblies & Housings(394)

Customers Also Bought



TE Part #1473005-1

SEMI HARD TRAY DDR SOCKET 200P



TE Part #5-1622820-0

3520 47R 5%



TE Part #CAT-AM7017-H342

AMP COMMON TERMINATION HEADERS

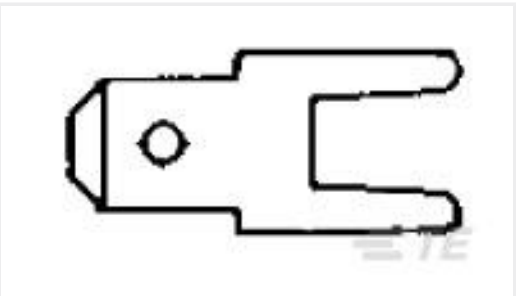


TE Part #5-1419111-9


PT28800



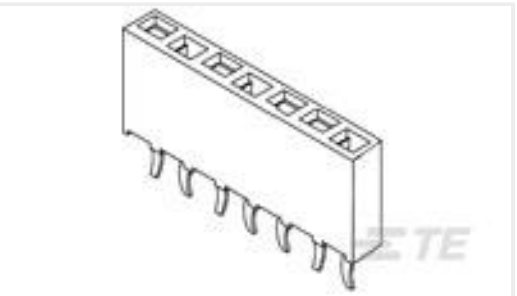
TE Part #5-104363-1  
[02 MTE HDR SRST LATCH .100CL](#)



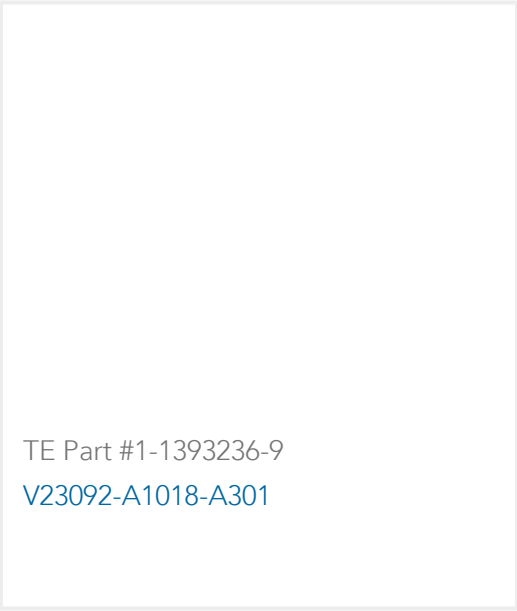
TE Part #1-726388-2  
[187 FASTON,TAB,TPBR](#)



TE Part #353293-6  
[MINI CT MT REC ASSY 6P GRAY](#)



TE Part #1740280-7  
[HV100 CONNECTOR 90DEG 6,2MM](#)



TE Part #1-1393236-9  
[V23092-A1018-A301](#)

Documents

Product Drawings

[16 MODIV VRT DR OE 100/125](#)

English

CAD Files

Customer View Model

[ENG\\_CVM\\_1-534267-9\\_AB.2d\\_dxf.zip](#)

English

3D PDF

English

Customer View Model

[ENG\\_CVM\\_1-534267-9\\_AB.3d\\_igs.zip](#)

English

Customer View Model

[ENG\\_CVM\\_1-534267-9\\_AB.3d\\_stp.zip](#)

English

By downloading the CAD file I accept and agree to the [Terms and Conditions](#) of use.

Product Specifications

[Application Specification](#)

English