



PLASTI-GRIP

TE Internal #: 5-1377173-2
Parallel Splice, 22 – 16 AWG, .326 – 1.31 mm² Wire, 509 – 3260
CMA, Length 27.33 mm [1.076 in], Small Pack, Closed Barrel,
Copper Wire, PLASTI-GRIP

[View on TE.com >](#)

Terminals & Splices > Splices



Splice Type: **Parallel Splice**
Wire Size: **.326 – 1.31 mm²**
Sealable: **No**
Compatible Insulation Diameter Range: **2.67 – 3.56 mm [.105 – .14 in]**

Features

Operation/Application

Compatible With Wire Plating Material	Tin
Compatible With Wire Base Material	Copper

Contact Features

Terminal Plating Material	Tin
Barrel Type	Closed

Packaging Features

Packaging Quantity	100
Packaging Method	Small Pack

Product Type Features

Splice Type	Parallel Splice
Sealable	No
Wire Insulation Support Retention Type	Non-Insulation Support

Mechanical Attachment

Wire Insulation Support	Without
-------------------------	---------



Dimensions

Wire Size	509 – 3260 CMA
Compatible Insulation Diameter Range	2.67 – 3.56 mm[.105 – .14 in]
Product Length	27.33 mm[1.076 in]

Usage Conditions

Insulation Option	Partially Insulated
-------------------	---------------------

Other

EU RoHS Compliance	Compliant
EU ELV Compliance	Compliant

Product Compliance

For compliance documentation, visit the product page on [TE.com](#)>

EU RoHS Directive 2011/65/EU	Compliant
EU ELV Directive 2000/53/EC	Compliant
China RoHS 2 Directive MIIT Order No 32, 2016	No Restricted Materials Above Threshold
EU REACH Regulation (EC) No. 1907/2006	Current ECHA Candidate List: JUNE 2024 (241) Candidate List Declared Against: JAN 2024 (240) Does not contain REACH SVHC
Halogen Content	Not Low Halogen - contains Br or Cl > 900 ppm.
Solder Process Capability	Not applicable for solder process capability

Product Compliance Disclaimer

This information is provided based on reasonable inquiry of our suppliers and represents our current actual knowledge based on the information they provided. This information is subject to change. The part numbers that TE has identified as EU RoHS compliant have a maximum concentration of 0.1% by weight in homogenous materials for lead, hexavalent chromium, mercury, PBB, PBDE, DBP, BBP, DEHP, DIBP, and 0.01% for cadmium, or qualify for an exemption to these limits as defined in the Annexes of Directive 2011/65/EU (RoHS2). Finished electrical and electronic equipment products will be CE marked as required by Directive 2011/65/EU. Components may not be CE marked. Additionally, the part numbers that TE has identified as EU ELV compliant have a maximum concentration of 0.1% by weight in homogenous materials for lead, hexavalent chromium, and mercury, and 0.01% for cadmium, or qualify for an exemption to these limits as defined in the Annexes of Directive 2000/53/EC (ELV). Regarding the REACH Regulation, the information TE provides on SVHC in articles for this part number is based on the latest European Chemicals Agency (ECHA) ‘Guidance on requirements for substances in articles’ posted at this URL: <https://echa.europa.eu/guidance-documents/guidance-on-reach>

Compatible Parts




TE Part # 34070
PG BUTT SPLC 22-16COMM22-18MIL

Also in the Series | **PLASTI-GRIP**




Compression Connectors(3)



Crimp Wire Pins, Tabs & Ferrules(20)



Ring Terminals(310)



Spade Terminals(159)



Splices(45)

Customers Also Bought



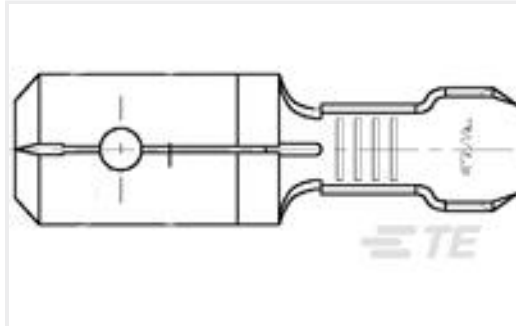
TE Part #CAT-104MTA-NGPNR
Nylon Gold Plated Receptacle: 2.54 mm, no Mating Alignment



TE Part #826470-4
2X4P MOD II SHROUDED HEADER, RT ANG.



TE Part #1-794609-0
PIN CONT 26-30 TIN PLATE STRIP



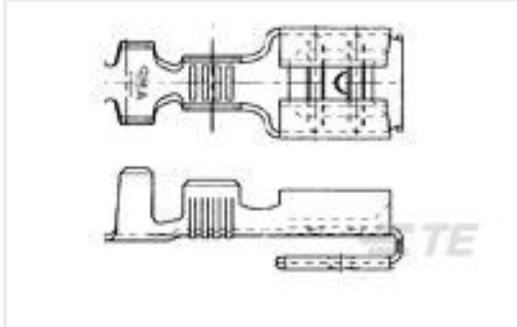
TE Part #61281-3
250 FASTON TAB 14-12 AWG TPBR



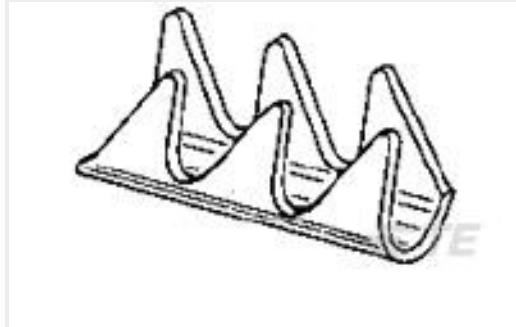
TE Part #63677-1
312 FASTON REC 16-12 AWG TPBR



TE Part #34159
TERMINAL,PG R 16-14 6



TE Part #160739-2
250 FASTON,PIGGYBACK REC.,18-14 AWG,TPBR



TE Part #926933-1
WIRE PIN 18-17 AWG .01 PTPB



Documents

Product Drawings

SMP 0-0034070-0

English

CAD Files

3D PDF

3D

Customer View Model

ENG_CVM_CVM_5-1377173-2_H1.2d_dxf.zip

English

Customer View Model

ENG_CVM_CVM_5-1377173-2_H1.3d_igs.zip

English

Customer View Model

ENG_CVM_CVM_5-1377173-2_H1.3d_stp.zip

English

By downloading the CAD file I accept and agree to the [Terms and Conditions](#) of use.

Product Specifications

Application Specification

English