

HC-ADV-B10-HHWH-BLANK-ELC-AL - Housing



1420052

<https://www.phoenixcontact.com/us/products/1420052>

Please be informed that the data shown in this PDF document is generated from our online catalog. Please find the complete data in the user documentation. Our general terms of use for downloads are valid.



Sleeve housing B10, with screw locking, material: Die-cast aluminum, salt water resistant, variable, height: 93.7 mm, cable gland: none, Offshore/EMC, Without thread opening for screw connection, conductive seal (EMC properties)

Commercial data

Item number	1420052
Packing unit	1 pc
Minimum order quantity	1 pc
Sales key	BF58
Product key	BF7APH
Catalog page	Page 603 (C-2-2019)
GTIN	4055626201474
Weight per piece (including packing)	274.5 g
Weight per piece (excluding packing)	274.5 g
Customs tariff number	85389099
Country of origin	CN

Technical data

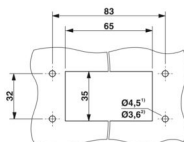
Product properties

Product type	Housing with screw locking
Housing type	Sleeve housing
Product family	HC-ADV
Application	Offshore/EMC
Type	B10
Type	Tall design
Fixing screws	M6 (screw head: 5 mm Allen screw)
Shielded	yes
Cable outlet	variable
Pg screw connection	none

Connection data

Tightening torque	3 Nm ... 5 Nm (for M6 mounting screws on the sleeve housing)
-------------------	--------------------------------------------------------------

Dimensions

Dimensional drawing	
Width	57 mm
Height	93.7 mm
Length	105 mm

Installation dimensions

Width of the assembly cutout	35 mm
Length of the assembly cutout	65 mm

Material specifications

Seal material	NBR, conductive
Housing material	Die-cast aluminum, salt water resistant
Housing surface material	uncoated
Locking latch material	Stainless steel

Environmental and real-life conditions

Ambient conditions

Degree of protection	IP66
	IP68 (0.2 bar/24 h)
	IP69 (ISO 20653:2013-02)
	4 (UL 50e)

HC-ADV-B10-HHWH-BLANK-ELC-AL - Housing



1420052

<https://www.phoenixcontact.com/us/products/1420052>

Enclosure rating (NEMA)	4X (UL 50e)
	12 (UL 50e)
Impact strength	IK09
Ambient temperature (operation)	-40 °C ... 125 °C

Mechanical properties

Mechanical data

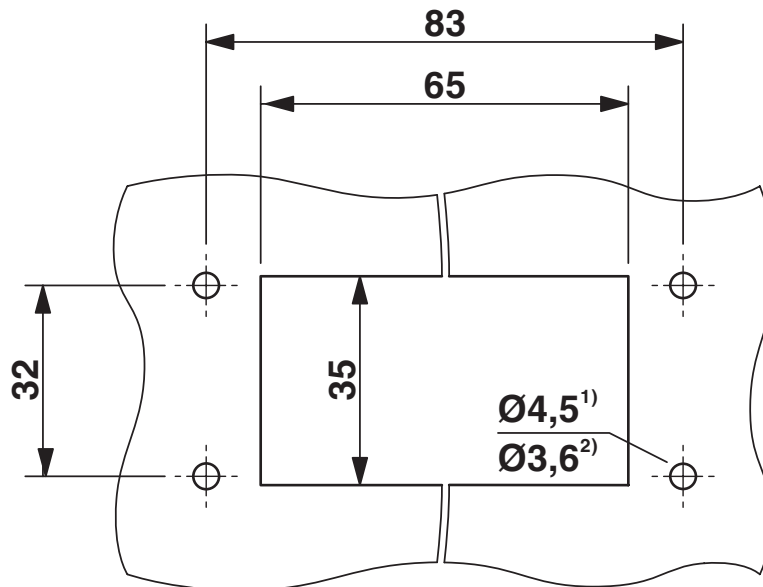
Locking type	Screw
--------------	-------

Mounting

Assembly note	In order to guarantee that the protective conductor contact functions even when plugged in at an angle, the two panel-mount flanges must have sufficient electrical contact with the metal mounting panel.
Fixing screws	M6 (screw head: 5 mm Allen screw)

Drawings

Dimensional drawing

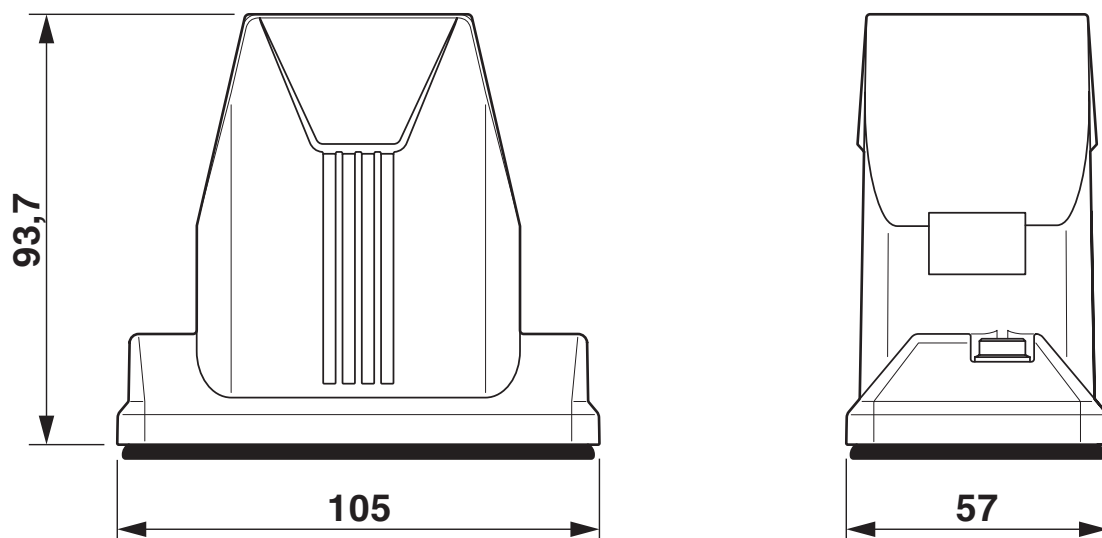


Mounting cutout

1) when M4 screws are used

2) when self-tapping Torx® screws are used (Torx® 20, M4)

Dimensional drawing




Dimensional drawing

1420052

<https://www.phoenixcontact.com/us/products/1420052>

Approvals

 To download certificates, visit the product detail page: <https://www.phoenixcontact.com/us/products/1420052>

DNV

Approval ID: TAE000037S



cUL Recognized

Approval ID: E255026



UL Recognized

Approval ID: E255026



EAC

Approval ID: RU C-DE.AI30.B.01102

cULus Recognized

1420052

<https://www.phoenixcontact.com/us/products/1420052>

Classifications

ECLASS

ECLASS-11.0	27440202
ECLASS-12.0	27440202
ECLASS-13.0	27440202

ETIM

ETIM 9.0	EC000437
----------	----------

UNSPSC

UNSPSC 21.0	31261500
-------------	----------

Environmental product compliance

EU RoHS

Fulfills EU RoHS substance requirements	Yes, No exemptions
-----------------------------------------	--------------------

China RoHS

Environment friendly use period (EFUP)	EFUP-E
	No hazardous substances above the limits

EU REACH SVHC

REACH candidate substance (CAS No.)	No substance above 0.1 wt%
-------------------------------------	----------------------------

Phoenix Contact 2025 © - all rights reserved
<https://www.phoenixcontact.com>

Phoenix Contact USA
586 Fulling Mill Road
Middletown, PA 17057, United States
(+717) 944-1300
info@phoenixcon.com