

# SACC-M12MS-4PL SH - Connector



1424666

<https://www.phoenixcontact.com/us/products/1424666>

Please be informed that the data shown in this PDF document is generated from our online catalog. Please find the complete data in the user documentation. Our general terms of use for downloads are valid.



Connector, Universal, 4-position, shielded, Plug straight M12, coding: A, Push-lock spring connection, knurl material: Zinc die-cast, nickel-plated, external cable diameter 4 mm ... 8 mm

## Your advantages

- Time-saving Push-Lock connection: Tool-free connection and disconnection of conductors by opening the contact levers
- Intuitive connection: Easy assignment of individual litz wires with color-coded and numerical identification of the contact levers
- Integrated Push-in Technology: Wire rigid and pretreated conductors easily by means of simple, direct insertion
- Shock- and vibration-resistant connection: Proven spring-cage technology guarantees secure and reliable contacting
- Safely shielded: Reliable 360° shield connection even under extreme mechanical strain

## Commercial data

|                                      |                    |
|--------------------------------------|--------------------|
| Item number                          | 1424666            |
| Packing unit                         | 1 pc               |
| Minimum order quantity               | 1 pc               |
| Sales key                            | BF33               |
| Product key                          | BF2CFA             |
| Catalog page                         | Page 19 (C-2-2019) |
| GTIN                                 | 4055626375939      |
| Weight per piece (including packing) | 37.126 g           |
| Weight per piece (excluding packing) | 37.126 g           |
| Customs tariff number                | 85366990           |
| Country of origin                    | DE                 |

# SACC-M12MS-4PL SH - Connector



1424666

<https://www.phoenixcontact.com/us/products/1424666>

## Technical data

### Notes

Assembly note

**NOTE:** Observe the permissible bending radii when routing cables, since the degree of protection may be at risk if the bending forces are too high. Reduce mechanical loads upstream of the connector, e.g., by using cable ties.

### Mounting

Assembly note

The wires can be connected both with ferrules and without ferrules

### Product properties

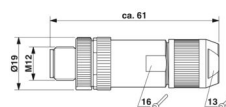
|                      |                                 |
|----------------------|---------------------------------|
| Product type         | Circular connector (cable-side) |
| Sensor type          | Universal                       |
| Number of positions  | 4                               |
| No. of cable outlets | 1                               |
| Shielded             | yes                             |
| Coding               | A                               |
| Cable outlet         | straight                        |

### Insulation characteristics

|                      |    |
|----------------------|----|
| Overvoltage category | II |
| Degree of pollution  | 3  |

### Dimensions

Dimensional drawing



|        |       |
|--------|-------|
| Width  | 19 mm |
| Height | 19 mm |
| Length | 60 mm |

### External dimensions

|                  |               |
|------------------|---------------|
| Outside diameter | 4 mm ... 8 mm |
|------------------|---------------|

### Housing

|                  |       |
|------------------|-------|
| Diameter housing | 19 mm |
|------------------|-------|

### Material specifications

|  |                                      |
|--|--------------------------------------|
| Material                               | TPE-U (Clamping cage, weight: 1.1 g) |
|  | PA 6 (Actuation lever)               |
| Flammability rating according to UL 94 | V0                                   |
| Seal material                          | NBR                                  |

# SACC-M12MS-4PL SH - Connector



1424666

<https://www.phoenixcontact.com/us/products/1424666>

|                               |   |
|-------------------------------|---|
| Material of grip body         | Zinc die-cast, nickel-plated  |
| Contact material              | CuSn  |
| Contact surface material      | Ni/Au   |
| Contact carrier material      | PA 6.6  |
| Material for screw connection | Zinc die-cast, nickel-plated  |
| Standards/regulations         | PA 6.6: Fire protection in rail vehicles - requirement sets R22, R23, R24, R25, and R26 acc. to DIN EN 45545-2 (Risk level HL1 - HL3) |
|                               | PA 6: Fire protection in rail vehicles - requirement sets R22, R23, and R24 acc. to DIN EN 45545-2 (Risk level HL1 - HL3)             |

## Connection data

### Conductor connection

|   |   |
|---|---|
| Connection method                       | Push-lock spring connection                                     |
| Connection cross section                | 0.14 mm <sup>2</sup> ... 0.75 mm <sup>2</sup> (without ferrule) |
|   | 0.08 mm <sup>2</sup> ... 0.5 mm <sup>2</sup> (with ferrule)     |
|   | 0.14 mm <sup>2</sup> ... 0.75 mm <sup>2</sup> (solid)           |
| Connection cross section AWG            | 26 ... 18 (without ferrule)                                     |
|   | 28 ... 20 (with ferrule)  |
| Stripping length of the individual wire | 7 mm  |
| Tightening torque                       | 0.4 Nm (M12 knurl)  |
|   | 0.8 Nm (Connector with coupling sleeve)                         |
|   | 3 Nm (Pressure nut with coupling sleeve)                        |

### Pin assignment

|   |        |
|---|--------|
| Contact   Color (signal designation)   Contact (optional) | 1 = BN |
|   | 2 = WH |
|   | 3 = BU |
|   | 4 = BK |

## Electrical properties

|                                |  |
|--------------------------------|--|
| Rated surge voltage            | 1.5 kV   |
| Contact resistance             | ≤ 8 mΩ   |
| Insulation resistance          | ≥ 100 MΩ   |
| Nominal voltage U <sub>N</sub> | 48 V AC  |
|                                | 60 V DC  |
| Nominal current I <sub>N</sub> | 4 A (2 A when using 0.14 mm <sup>2</sup> conductors) |

## Mechanical properties

### Mechanical data

|                             |   |
|-----------------------------|---|
| Insertion/withdrawal cycles | ≥ 100 (Quantity: 500 with Phoenix Contact mating connector) |
|-----------------------------|---|

## Connector

### Connection 1

# SACC-M12MS-4PL SH - Connector



1424666

<https://www.phoenixcontact.com/us/products/1424666>

|                   |          |
|-------------------|----------|
| Head design       | Plug     |
| Head cable outlet | straight |
| Head thread type  | M12      |
| Coding            | A        |

## Cable/line

|   |           |
|---|-----------|
| Signal type/category                    | Universal |
| Stripping length of the individual wire | 7 mm      |

## Environmental and real-life conditions

### Ambient conditions

|                                 |                                  |
|---------------------------------|----------------------------------|
| Degree of protection            | IP65                             |
|                                 | IP67                             |
| Ambient temperature (operation) | -40 °C ... 85 °C (Plug / socket) |

## Standards and regulations

### Testing

|                          |   |
|--------------------------|---|
| Standards/regulations    | PA 6.6: Fire protection in rail vehicles - requirement sets R22, R23, R24, R25, and R26 acc. to DIN EN 45545-2 (Risk level HL1 - HL3) |
|                          | PA 6: Fire protection in rail vehicles - requirement sets R22, R23, and R24 acc. to DIN EN 45545-2 (Risk level HL1 - HL3)             |
| Standard designation     | M12 connector   |
| Standards/specifications | IEC 61076-2-101   |
| Standard designation     | Shock, vibration  |
| Standards/specifications | EN 50155:2001   |

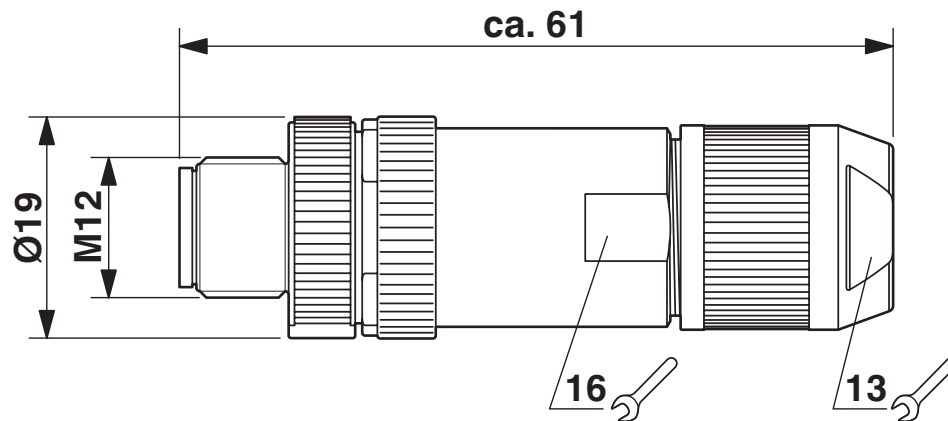
# SACC-M12MS-4PL SH - Connector

1424666

<https://www.phoenixcontact.com/us/products/1424666>

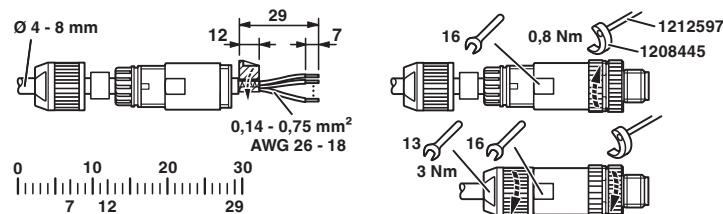
## Drawings

Dimensional drawing



Dimensional drawing

Functional drawing



Slide the pressure nut and sleeve housing along the cable, strip the cable, shorten the shield, strip the single wires, connect the wires, in the case of a straight sleeve housing gently twist the wires together, stick the shielding foil around the shortened shield, in the case of a cable outside diameter < 6 mm stick an additional shielding foil around the wire pack, screw the sleeve housing to the plug insert, screw the pressure nut tight.

# SACC-M12MS-4PL SH - Connector

1424666

<https://www.phoenixcontact.com/us/products/1424666>



Schematic diagram



Pin assignment M12 plug, 4-pos., A-coded, view plug side

# SACC-M12MS-4PL SH - Connector





1424666

<https://www.phoenixcontact.com/us/products/1424666>

## Approvals

To download certificates, visit the product detail page: <https://www.phoenixcontact.com/us/products/1424666>

|  |  <b>UL Listed</b><br>Approval ID: E221474 |                                |                   |                               |
|--|--|--------------------------------|-------------------|-------------------------------|
|  | Nominal voltage U <sub>N</sub>   | Nominal current I <sub>N</sub> | Cross section AWG | Cross section mm <sup>2</sup> |
|  | 60 V   | 4 A                            | -                 | 26 - 18                       |

|  |  <b>cUL Listed</b><br>Approval ID: E221474 |                                |                   |                               |
|--|---|--------------------------------|-------------------|-------------------------------|
|  | Nominal voltage U <sub>N</sub>  | Nominal current I <sub>N</sub> | Cross section AWG | Cross section mm <sup>2</sup> |
|  | 60 V  | 4 A                            | 26 - 18           | -                             |

| <b>cULus Listed</b> |  |  |  |  |
|---------------------|--|--|--|--|
|---------------------|--|--|--|--|

# SACC-M12MS-4PL SH - Connector



1424666

<https://www.phoenixcontact.com/us/products/1424666>

## Classifications

### ECLASS

|             |          |
|-------------|----------|
| ECLASS-11.0 | 27440102 |
| ECLASS-12.0 | 27440116 |
| ECLASS-13.0 | 27440116 |

### ETIM

|          |          |
|----------|----------|
| ETIM 9.0 | EC002635 |
|----------|----------|

### UNSPSC

|             |          |
|-------------|----------|
| UNSPSC 21.0 | 39121400 |
|-------------|----------|



# SACC-M12MS-4PL SH - Connector



1424666

<https://www.phoenixcontact.com/us/products/1424666>

## Environmental product compliance

### EU RoHS

|   |                    |
|---|--------------------|
| Fulfills EU RoHS substance requirements | Yes, No exemptions |
|---|--------------------|

### China RoHS

|  |  |
|--|--|
| Environment friendly use period (EFUP) | EFUP-E                                   |
|  | No hazardous substances above the limits |

### EU REACH SVHC

|                                     |                            |
|-------------------------------------|----------------------------|
| REACH candidate substance (CAS No.) | No substance above 0.1 wt% |
|-------------------------------------|----------------------------|

Phoenix Contact 2025 © - all rights reserved  
<https://www.phoenixcontact.com>

Phoenix Contact USA  
586 Fulling Mill Road  
Middletown, PA 17057, United States  
(+717) 944-1300  
[info@phoenixcon.com](mailto:info@phoenixcon.com)