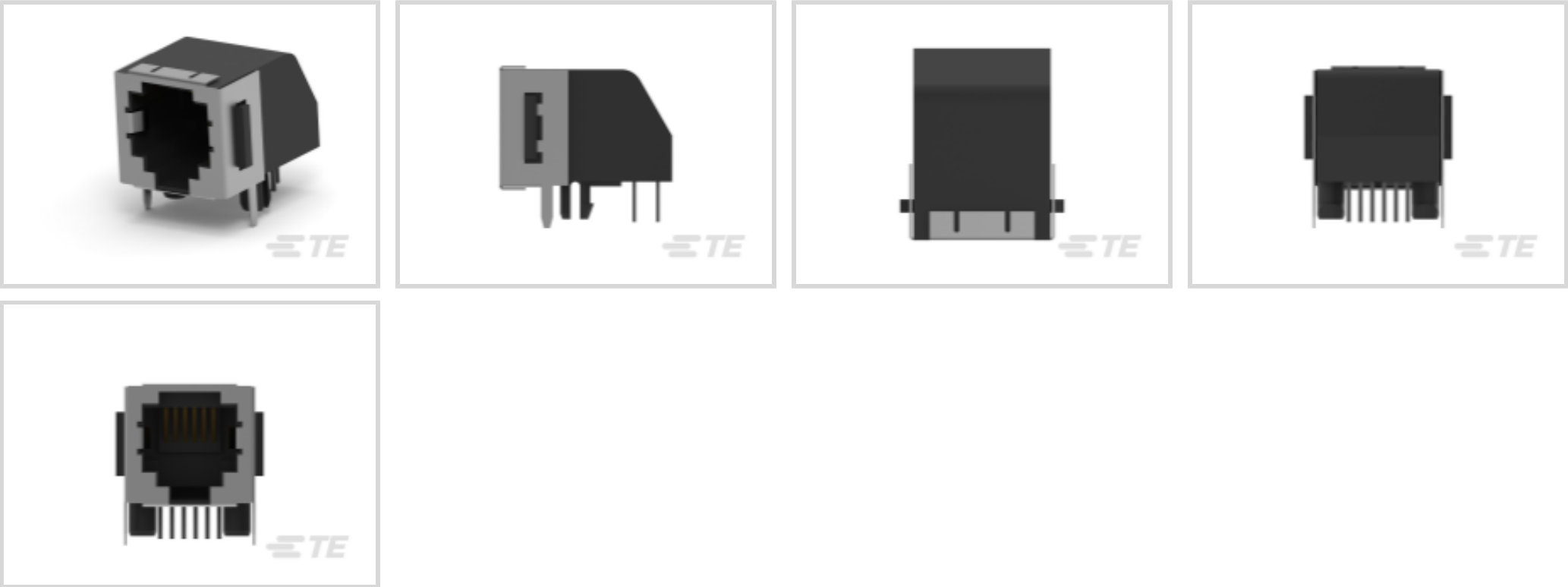




Connectors > Modular Jacks & Plugs > RJ25 Connectors



Port Configuration: **Single Port**

Port Matrix Configuration: **1 x 1**

Connector Profile: **Low**

Modular Jacks & Plugs Products: **RJ Type Jacks & Plugs**

Connector Contact Density: **Standard**

Features

Contact Features

Contact Underplating Material	Nickel
	50 µin
Contact Base Material	Phosphor Bronze
Contact Mating Area Plating Material	Gold
Contact Current Rating (Max)	1.5 A, .2 A
PCB Contact Termination Area Plating Material	Tin

Mechanical Attachment

Panel Mount Feature Type	Panel Stops
Mating Alignment	Without
Connector Mounting Type	Panel Mount, Board Mount
Panel Mount Feature	With

Operation/Application

Circuit Application	Signal
Shielded	Yes



Product Type Features

Connector & Contact Terminates To	Printed Circuit Board
Connector Product Type	Connector Assembly
Connector System	Cable-to-Board
Grounding Options	PCB Ground
Modular Jacks & Plugs Products	RJ Type Jacks & Plugs
Modular Connector Style	Jack

Body Features

Shield Plating Material	Tin
Shield Material	Copper Alloy
PCB Ground Tab Location	3.05 mm[.12 in]
Connector Profile	Low
Modular Jack Latch Orientation	Standard - Latch Down

Configuration Features

Number of PCB Ground Tabs	2
Number of Positions	6
Port Configuration	Single Port
Port Matrix Configuration	1 x 1
Connector Contact Density	Standard
PCB Mount Orientation	Right Angle
Number of Loaded Positions	6

Termination Features

Termination Method to PCB	Through Hole - Solder
Termination Post & Tail Length	3.8 mm[.15 in]

Housing Features

Mating Entry Location	Side
Housing Color	Black
Housing Material	PBT
Centerline (Pitch)	1.02 mm[.04 in]

Dimensions

Connector Height	12.57 mm[.49 in]
PCB Thickness (Recommended)	1.57 mm[.062 in]



Usage Conditions

Operating Temperature Range	-40 – 85 °C[-40 – 185 °F]
-----------------------------	---------------------------

Industry Standards

Performance Category	Cat 3
UL Flammability Rating	UL 94V-0

Packaging Features

Packaging Method	Tube, Box & Tube
Packaging Quantity	36

Other

EU RoHS Compliance	Compliant
EU ELV Compliance	Compliant

Product Compliance

For compliance documentation, visit the product page on TE.com>

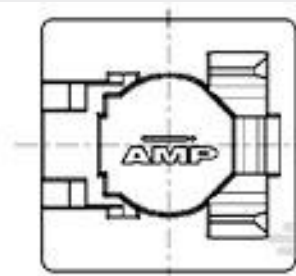
EU RoHS Directive 2011/65/EU	Compliant
EU ELV Directive 2000/53/EC	Compliant
China RoHS 2 Directive MIIT Order No 32, 2016	No Restricted Materials Above Threshold
EU REACH Regulation (EC) No. 1907/2006	Current ECHA Candidate List: JUNE 2024 (241) Candidate List Declared Against: JUNE 2024 (241) Does not contain REACH SVHC
Halogen Content	Not Low Halogen - contains Br or Cl > 900 ppm.
Solder Process Capability	Wave solder capable to 265°C

Product Compliance Disclaimer

This information is provided based on reasonable inquiry of our suppliers and represents our current actual knowledge based on the information they provided. This information is subject to change. The part numbers that TE has identified as EU RoHS compliant have a maximum concentration of 0.1% by weight in homogenous materials for lead, hexavalent chromium, mercury, PBB, PBDE, DBP, BBP, DEHP, DIBP, and 0.01% for cadmium, or qualify for an exemption to these limits as defined in the Annexes of Directive 2011/65/EU (RoHS2). Finished electrical and electronic equipment products will be CE marked as required by Directive 2011/65/EU. Components may not be CE marked. Additionally, the part numbers that TE has identified as EU ELV compliant have a maximum concentration of 0.1% by weight in homogenous materials for lead, hexavalent chromium, and mercury, and 0.01% for cadmium, or qualify for an exemption to these limits as defined in the Annexes of Directive 2000/53/EC (ELV). Regarding the REACH Regulation, the information TE provides on SVHC in articles for this part number is based on the latest European Chemicals Agency (ECHA) ‘Guidance on requirements for substances in articles’ posted at this URL: <https://echa.europa.eu/guidance-documents/guidance-on-reach>

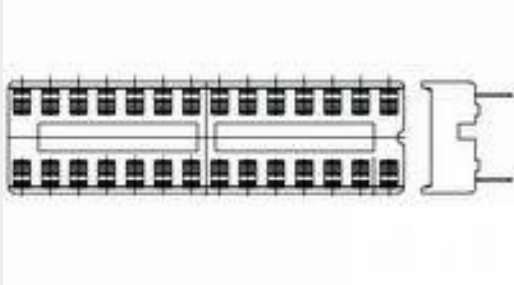


Compatible Parts



TE Part # 106307-1
6P.COVER/SOLD.STOP

Customers Also Bought



TE Part #1-2199298-3
14P,DIP SKT,300 CL,LDR,PB FREE



TE Part #1734577-1
MOD-JK,8P8C,SHD W/LED, G/Y,6U"



TE Part #6-534237-0
12 MODII VRT SR CE 100/115



TE Part #5146893-2
1FHR,84,30A/S,S,C,S08,09,10



TE Part #826634-2
2P MOD2 STIFT LEI



TE Part #4-1625826-2
TL2B R018 1% 4K RL




TE Part #5-103956-6
2X7 MTE RCPT SR LATCH .100CL



TE Part #6609069-1
6FC10 J0=F7736



TE Part #384241-E
STVB 64 M AB VV 4-00 0606 * * 247 E007 1



TE Part #325407000-50
MS5407-AM 7BAR T&R

Documents

Product Drawings
MJ,R/A,LP,F6P/6C,SHLD,PNLTUBE

English

CAD Files
3D PDF
3D



Customer View Model

[ENG_CVM_CVM_5555154-4_B_c-5555154-4-b.2d_dxf.zip](#)

English

Customer View Model

[ENG_CVM_CVM_5555154-4_B_c-5555154-4-b.3d_igs.zip](#)

English

Customer View Model

[ENG_CVM_CVM_5555154-4_B_c-5555154-4-b.3d_stp.zip](#)

English

By downloading the CAD file I accept and agree to the [Terms and Conditions](#) of use.

Product Specifications

[Application Specification](#)

English