

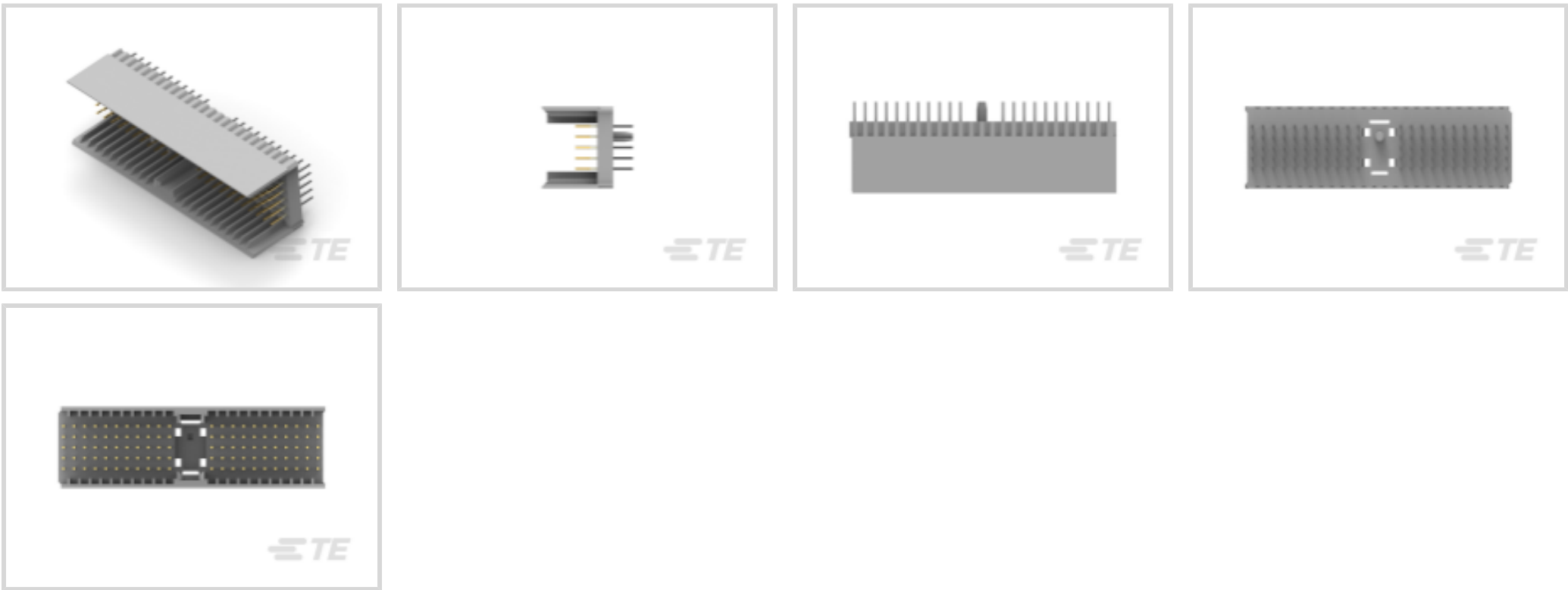
TE Internal #: 100143-1  
Hard Metric Backplane PCB Mount Header, ≤1 Gb/s, 25 Column, 5 Row, Mezzanine, 125 Position, 2 mm [.078 in] Centerline, Vertical, Gray, Z-PACK 2mm HM

[View on TE.com >](#)



Connectors > PCB Connectors > Backplane Connectors > Hard Metric Backplane Connectors >

Hard Metric Male Connector: Traditional Backplane, Mezzanine, 2mm



PCB Connector Assembly Type: **PCB Mount Header**

Data Rate: **≤1 Gb/s**

Number of Columns: **25**

Number of Rows: **5**

Backplane Architecture: **Mezzanine**

[All Hard Metric Male Connector: Traditional Backplane, Mezzanine, 2mm \(124\)](#)

Features

Industry Standards

UL Flammability Rating	UL 94V-0
------------------------	----------

Termination Features

Termination Method to PCB	Through Hole - Press-Fit
---------------------------	--------------------------

Mechanical Attachment

Connector Mounting Type	Board Mount
Mating Alignment Type	Multi-Purpose Center
Front Mating Level	Level 1

Dimensions

Backplane Module Length	50 mm
-------------------------	-------

Operation/Application

Shielded	No
----------	----



Circuit Application	Signal
Contact Features	
Contact Underplating Material	Nickel
Contact Mating Area Length	13.45 mm
Contact Base Material	Phosphor Bronze
CompactPCI Designation	None
PCB Contact Termination Area Plating Material	Tin-Lead
Feedthrough Post Length	3.7 mm
Contact Type	Pin
Contact Mating Area Plating Material	Gold
Contact Mating Area Plating Material Thickness	.8 μm[31.5 μin]
Contact Current Rating (Max)	1.5 A
Packaging Features	
Packaging Quantity	10
Packaging Method	Tube
Housing Features	
Housing Material	PBT GF
Centerline (Pitch)	2 mm[.078 in]
Configuration Features	
Rows Loaded	B, C, D, E, A
Number of Columns	25
Number of Rows	5
Backplane Architecture	Mezzanine
Number of Positions	125
PCB Mount Orientation	Vertical
Signal Characteristics	
Crosstalk Version	Standard
Data Rate	≤1 Gb/s
Product Type Features	
Connector & Contact Terminates To	Printed Circuit Board
Backplane Interface Type	2mm HM
Connector System	Board-to-Board



PCB Connector Assembly Type	PCB Mount Header
Sealable	No

Body Features

Primary Product Color	Gray
-----------------------	------

Usage Conditions

Operating Temperature Range	-55 – 125 °C[-67 – 257 °F]
-----------------------------	----------------------------

Other

EU RoHS Compliance	Not Compliant
EU ELV Compliance	Compliant with Exemptions

Product Compliance

For compliance documentation, visit the product page on TE.com>

EU RoHS Directive 2011/65/EU	Not Compliant
EU ELV Directive 2000/53/EC	Compliant with Exemptions
China RoHS 2 Directive MIIT Order No 32, 2016	Restricted Materials Above Threshold
EU REACH Regulation (EC) No. 1907/2006	Current ECHA Candidate List: JUNE 2024 (241) Candidate List Declared Against: JUNE 2024 (241) SVHC > Threshold: Pb (13% in Component Part) <b>Article Safe Usage Statements:</b> Do not eat, drink or smoke when using this product. Wash thoroughly after handling. Recycle if possible and dispose of the article by following all applicable governmental regulations relevant to your geographic location.
Halogen Content	Not Low Halogen - contains Br or Cl > 900 ppm.
Solder Process Capability	Not applicable for solder process capability

Product Compliance Disclaimer

This information is provided based on reasonable inquiry of our suppliers and represents our current actual knowledge based on the information they provided. This information is subject to change. The part numbers that TE has identified as EU RoHS compliant have a maximum concentration of 0.1% by weight in homogenous materials for lead, hexavalent chromium, mercury, PBB, PBDE, DBP, BBP, DEHP, DIBP, and 0.01% for cadmium, or qualify for an exemption to these limits as defined in the Annexes of Directive 2011/65/EU (RoHS2). Finished electrical and electronic equipment products will be CE marked as required by Directive 2011/65/EU. Components may not be CE marked. Additionally, the part numbers that TE has identified as EU ELV compliant have a maximum concentration of 0.1% by weight in homogenous materials for lead, hexavalent chromium, and mercury, and 0.01% for cadmium, or qualify for an exemption to these limits as defined in the Annexes of Directive 2000/53/EC (ELV). Regarding the REACH Regulation, the information TE provides on SVHC in articles for this part number is based on the latest European Chemicals Agency (ECHA) ‘Guidance on requirements for substances in articles’ posted at this URL: <https://echa.europa.eu/guidance-documents/guidance-on-reach>



Compatible Parts

TE Part # 100147-1  
Z-PACK/A F-HDR.110P

Also in the Series | Z-PACK 2mm HM

Board-to-Board Headers & Receptacles(46)

Connector Contacts(2)

Connector Hardware(91)

Hard Metric Backplane Connectors (267)

High Speed Backplane Connectors(1)

Power Contacts(2)

Customers Also Bought

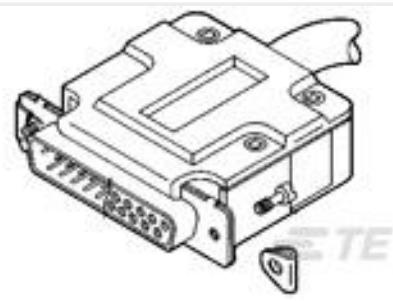
TE Part #2-6609115-3  
6EGG1-2=F7386D

TE Part #CAT-472-Z12553  
HM Receptacle Connector: Traditional Backplane, Coplanar, 2mm

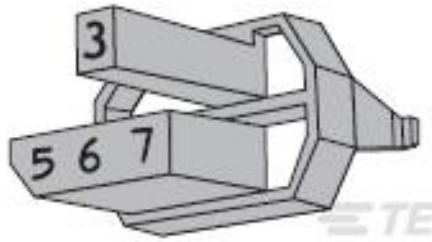
TE Part #1658671-1  
HDP-22,PLUG,SIZE 2, 26 POSN

TE Part #5205729-1  
CLAMSHELL ASSEMBLY,SIZE 1





TE Part #5207908-4  
[STRAIN REL W/SCREW RET KIT](#)



TE Part #3-100526-2  
[Z-PACK F.CODING KEY](#)



TE Part #66182-1  
[III+ PIN,SOLDER,30AU,10AU FLASH,LP](#)



TE Part #103308-2  
[014 LOPRO HDR SP 15DP](#)



TE Part #2102847-1  
[DC, 7Row, Center, MULTIGIG RT 2R](#)

Documents

Product Drawings

[PACK/A MALE HDR 110P, 2MM HM](#)

English

CAD Files

[3D PDF](#)

3D

Customer View Model

[ENG\\_CVM\\_CVM\\_100143-1\\_K.2d\\_dxf.zip](#)

English

Customer View Model

[ENG\\_CVM\\_CVM\\_100143-1\\_K.3d\\_igs.zip](#)

English

Customer View Model

[ENG\\_CVM\\_CVM\\_100143-1\\_K.3d\\_stp.zip](#)

English

By downloading the CAD file I accept and agree to the [Terms and Conditions](#) of use.

Datasheets & Catalog Pages

[Stacking Connectors Quick Reference Guide \(English\)](#)

English

Product Specifications

[Application Specification](#)

English

Instruction Sheets

[INSERTION TOOL FOR Z-PACK 2mm HM CONN.](#)



Japanese

[Instruction Sheet \(non U.S.\)](#)

Japanese