



Connectors > PCB Connectors > Wire-to-Board Connectors > Wire-to-Board Connector Assemblies & Housings



Connector Product Type: **Connector Assembly**

Connector & Housing Type: **Receptacle**

Connector System: **Wire-to-Board**

Number of Positions: **32**

Centerline (Pitch): **2 mm [.079 in]**

Features

Industry Standards

UL Flammability Rating	UL 94V-0
------------------------	----------

Electrical Characteristics

Operating Voltage	250 V
-------------------	-------

Packaging Features

Packaging Method	Tray, Box & Tray
Packaging Quantity	40

Contact Features

Contact Retention Within Housing	With
Contact Base Material	Copper Alloy
Contact Current Rating (Max)	15 A

Mechanical Attachment

Panel Mount Feature Type	Mounting Ears
Panel Mount Feature	With
PCB Mount Retention Type	Mounting Ears
PCB Mount Alignment	With
PCB Mount Retention	With
Mating Retention	Without
Connector Mounting Type	Panel Mount



Body Features

Drawer Style	Miniature Power
Primary Product Color	Black

Dimensions

Connector Width	29.95 mm[1.18 in]
Connector Height	19 mm[.748 in]
Connector Length	76 mm[2.99 in]
Row-to-Row Spacing	8.05 mm[.317 in]

Housing Features

Housing Material	Thermoplastic
Centerline (Pitch)	2 mm[.079 in]

Configuration Features

Number of Power Positions	4
Number of Signal Positions	28
Number of Positions	32
Number of Rows	2

Product Type Features

Connector Product Type	Connector Assembly
Connector & Housing Type	Receptacle
Connector System	Wire-to-Board
Sealable	No
Connector & Contact Terminates To	Printed Circuit Board

Termination Features

Termination Method to Wire & Cable	Crimp/IDC
------------------------------------	-----------

Usage Conditions

Operating Temperature Range	-30 – 105 °C[-22 – 221 °F]
-----------------------------	----------------------------

Operation/Application

Circuit Application	Power & Signal
---------------------	----------------

Other

EU RoHS Compliance	Compliant
EU ELV Compliance	Compliant



Product Compliance

For compliance documentation, visit the product page on TE.com>

EU RoHS Directive 2011/65/EU	Compliant
EU ELV Directive 2000/53/EC	Compliant
China RoHS 2 Directive MIIT Order No 32, 2016	No Restricted Materials Above Threshold
EU REACH Regulation (EC) No. 1907/2006	Current ECHA Candidate List: JUNE 2024 (241) Candidate List Declared Against: JUNE 2024 (241) Does not contain REACH SVHC
Halogen Content	Not Low Halogen - contains Br or Cl > 900 ppm.
Solder Process Capability	Not applicable for solder process capability

Product Compliance Disclaimer

This information is provided based on reasonable inquiry of our suppliers and represents our current actual knowledge based on the information they provided. This information is subject to change. The part numbers that TE has identified as EU RoHS compliant have a maximum concentration of 0.1% by weight in homogenous materials for lead, hexavalent chromium, mercury, PBB, PBDE, DBP, BBP, DEHP, DIBP, and 0.01% for cadmium, or qualify for an exemption to these limits as defined in the Annexes of Directive 2011/65/EU (RoHS2). Finished electrical and electronic equipment products will be CE marked as required by Directive 2011/65/EU. Components may not be CE marked. Additionally, the part numbers that TE has identified as EU ELV compliant have a maximum concentration of 0.1% by weight in homogenous materials for lead, hexavalent chromium, and mercury, and 0.01% for cadmium, or qualify for an exemption to these limits as defined in the Annexes of Directive 2000/53/EC (ELV). Regarding the REACH Regulation, the information TE provides on SVHC in articles for this part number is based on the latest European Chemicals Agency (ECHA) 'Guidance on requirements for substances in articles' posted at this URL: <https://echa.europa.eu/guidance-documents/guidance-on-reach>

Compatible Parts

TE Part # 179317-4
HYBRID MINI DRAWER REC CONT.#2

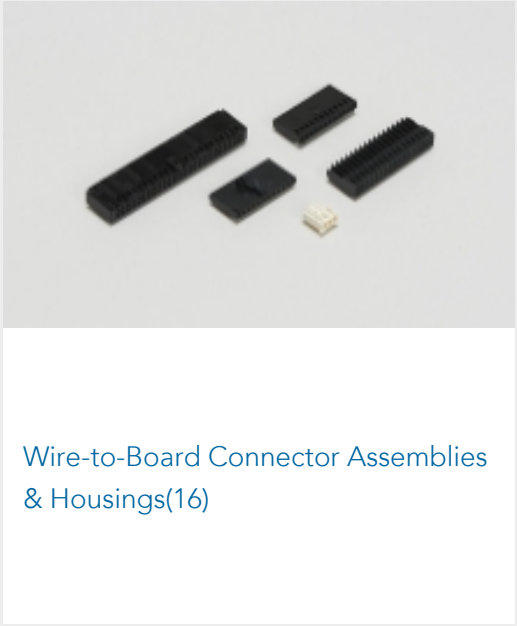
TE Part # 1-179317-2
HYBRID MINI DRAWER REC CONT.

TE Part # 1-179316-2
HYBRID MINI DRAWER REC CONT.

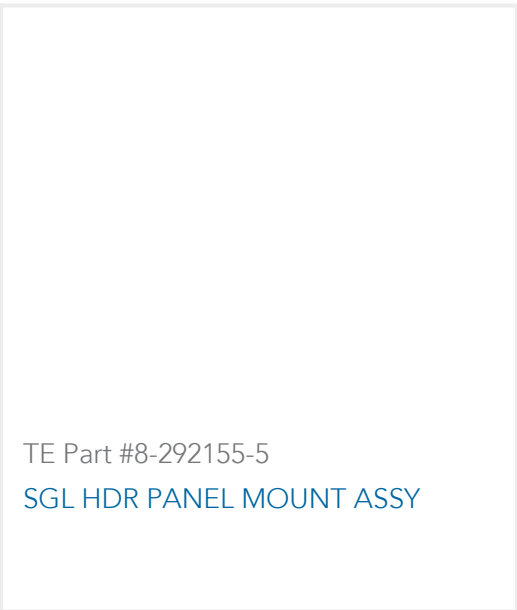
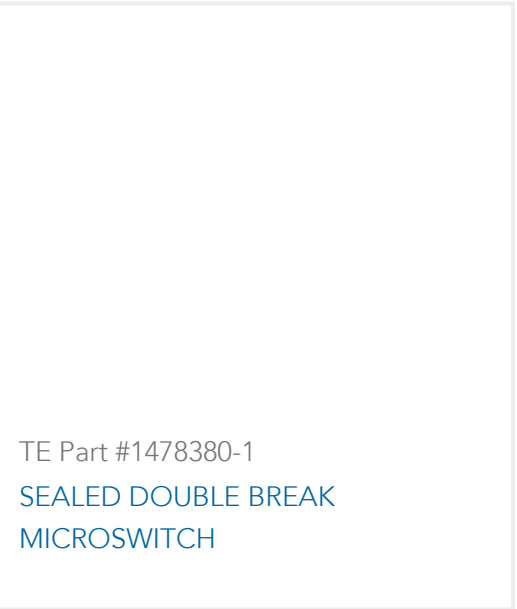
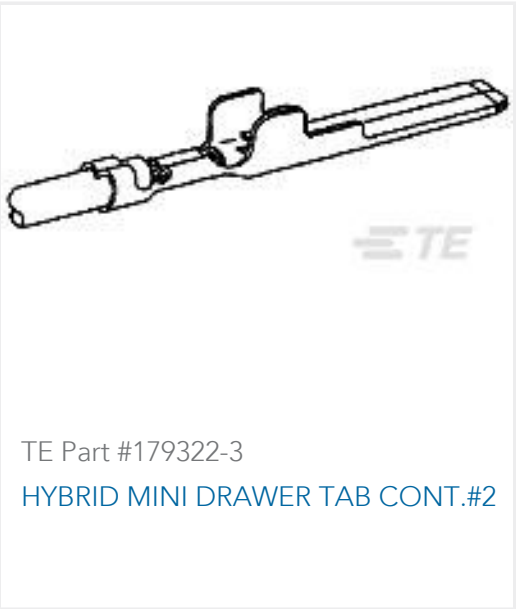
TE Part # 1-173977-4
CT CONN MT REC ASSY 14P



Also in the Series | CT Hybrid Drawer



Customers Also Bought





Documents

Product Drawings

REC ASS'Y OF HYB DRAWER 32P

English

CAD Files

Customer View Model

ENG_CVM_2-292185-8_B2.3d_igs.zip

English

Customer View Model

ENG_CVM_2-292185-8_B2.3d_stp.zip

English

Customer View Model

ENG_CVM_2-292185-8_B2.2d_dxf.zip

English

3D PDF

English

By downloading the CAD file I accept and agree to the [Terms and Conditions](#) of use.

Datasheets & Catalog Pages

POWER_CONNECTORS_CATALOG_SEC02_CABLE_MOUNTED

English

Low Power Drawer Connectors QRG

English

Product Specifications

Application Specification

English

Crimping Hybrid Mini Drawer Connector Power Line Contact

English