



Connectors > PCB Connectors > PCB Headers & Receptacles



PCB Connector Assembly Type: **PCB Mount Header**

PCB Mount Orientation: **Right Angle**

Connector System: **Board-to-Board**

Number of Positions: **48**

Number of Rows: **4**

Features

Electrical Characteristics

Operating Voltage	200 VDC, 60 VDC
-------------------	-----------------

Dimensions

Row-to-Row Spacing	2.54 mm[.1 in]
Connector Width	23.62 mm[.93 in]
PCB Thickness (Recommended)	1.35 mm[.053 in]
Connector Height	14.58 mm[.574 in]
Connector Length	138.43 mm[5.45 in]

Packaging Features

Packaging Quantity	10
Packaging Method	Tray

Industry Standards

Glow Wire Rating	High Temperature Part - Not Glow Wire
UL Flammability Rating	UL 94V-0

Usage Conditions

Operating Temperature (Max)	105 °C[221 °F]
Operating Temperature Range	-55 – 105 °C[-67 – 221 °F]

Mechanical Attachment

Mating Retention	Without
------------------	---------



Mating Alignment Type	Polarization
PCB Mount Retention Type	Hold-Down
PCB Mount Alignment Type	Hold-Down
PCB Mount Retention	With
PCB Mount Alignment	With
Connector Mounting Type	Board Mount
Mating Alignment	With

Termination Features

Termination Post & Tail Length	3.05 mm[.12 in]
Termination Method to PCB	Through Hole - Press-Fit

Contact Features

Contact Underplating Material	Nickel
Contact Underplating Material Thickness	1.27 μm[50 μin]
Contact Size	.64mm
Contact Mating Area Plating Material Thickness	.76 μm[30 μin]
Mating Square Post Dimension	.64 mm[.025 in]
Contact Shape & Form	Square
PCB Contact Termination Area Plating Material Thickness	2.54 – 5.08 μm[100 – 200 μin]
Contact Layout	Matrix
Contact Base Material	Copper Alloy
PCB Contact Termination Area Plating Material	Tin
Contact Mating Area Plating Material	Gold
Contact Type	Blade, Tab
Contact Current Rating (Max)	42 A

Housing Features

Housing Material	High Temperature Thermoplastic Glass-Filled
Centerline (Pitch)	6.35 mm, 2.54 mm[.25 in][.1 in]

Configuration Features

Number of Columns	24
Number of Loaded Positions	48
Number of Signal Positions	32
Number of Power Positions	16



PCB Mount Orientation	Right Angle
Number of Positions	48
Number of Rows	4

Product Type Features

Mixed & Hybrid Header	Yes
Connector Shape	Rectangular
PCB Connector Assembly Type	PCB Mount Header
Connector System	Board-to-Board
Header Type	Fully Shrouded
Sealable	No
Connector & Contact Terminates To	Printed Circuit Board

Body Features

Primary Product Color	Black
-----------------------	-------

Operation/Application

Circuit Application	Power & Signal
---------------------	----------------

Other

EU RoHS Compliance	Compliant
--------------------	-----------

Product Compliance

For compliance documentation, visit the product page on TE.com>


EU RoHS Directive 2011/65/EU	Compliant
EU ELV Directive 2000/53/EC	Not Yet Reviewed
China RoHS 2 Directive MIIT Order No 32, 2016	No Restricted Materials Above Threshold
EU REACH Regulation (EC) No. 1907/2006	Current ECHA Candidate List: JUNE 2024 (241) Candidate List Declared Against: JUN 2018 (191) Does not contain REACH SVHC
Halogen Content	Low Halogen - Br, Cl, F, I < 900 ppm per homogenous material. Also BFR/CFR/PVC Free
Solder Process Capability	Wave solder capable to 265°C

Product Compliance Disclaimer




This information is provided based on reasonable inquiry of our suppliers and represents our current actual knowledge based on the information they provided. This information is subject to change. The part numbers that TE has identified as EU RoHS compliant have a maximum concentration of 0.1% by weight in homogenous materials for lead, hexavalent chromium, mercury, PBB, PBDE, DBP, BBP, DEHP, DIBP, and 0.01% for cadmium, or qualify for an exemption to these limits as defined in the Annexes of Directive 2011/65/EU (RoHS2). Finished electrical and electronic equipment products will be CE marked as required by Directive 2011/65/EU. Components may not be CE marked. Additionally, the part numbers that TE has identified as EU ELV compliant have a maximum concentration of 0.1% by weight in homogenous materials for lead, hexavalent chromium, and mercury, and 0.01% for cadmium, or qualify for an exemption to these limits as defined in the Annexes of Directive 2000/53/EC (ELV). Regarding the REACH Regulation, the information TE provides on SVHC in articles for this part number is based on the latest European Chemicals Agency (ECHA) 'Guidance on requirements for substances in articles' posted at this URL: <https://echa.europa.eu/guidance-documents/guidance-on-reach>

Also in the Series | MULTI-BEAM XLE



Board-to-Board Headers & Receptacles(99)



PCB Headers & Receptacles(99)



Rectangular Power Connectors(12)

Customers Also Bought



TE Part #5747844-3
09 MSFL RCPT RA 318 (IN,FM,BL)



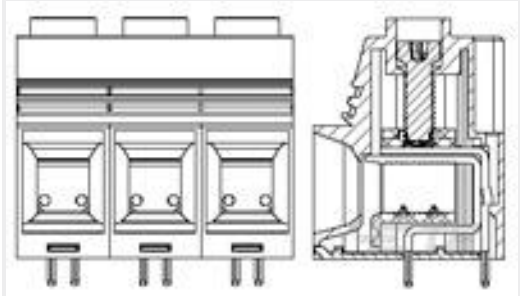
TE Part #1-2176070-2
3521 30R 1% 2W



TE Part #2-1622824-0
RL73H 2B R33 1% 5K RL



TE Part #60249-1
FF 250 REC 16-12AWG BR



TE Part #1986242-2
Power Connector, 15.0mm, Green, 2 posn



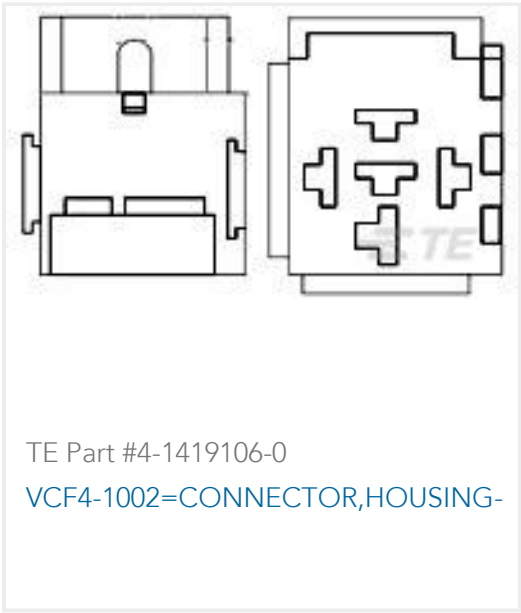
TE Part #3-1630027-0
HSC300 3R2 5%



TE Part #5-2176345-2
CRGCQ 1210 180K 1%



TE Part #7-1393302-5
V23134B0052C642-EV-CBOX



Documents

CAD Files

3D PDF

3D

Customer View Model

ENG_CVM_CVM_2204188-4_1.2d_dxf.zip

English

Customer View Model

ENG_CVM_CVM_2204188-4_1.3d_igs.zip

English

Customer View Model

ENG_CVM_CVM_2204188-4_1.3d_stp.zip

English

By downloading the CAD file I accept and agree to the [Terms and Conditions](#) of use.

Product Specifications

Application Specification

English