



Terminals & Splices > Splices



Splice Type: **Parallel Splice**

Wire Size: **3 – 6 mm²**

Sealable: **No**

Splice Features: **Serrated**

Features

Packaging Features

Packaging Quantity	500
Packaging Method	Loose Piece

Body Features

Product Weight	1.099 g
Splice Features	Serrated
Primary Product Color	Orange

Dimensions

Outside Diameter	5.74 mm[.226 in]
Wire Size	5180 – 13100 CMA
Barrel Inside Diameter	3.28 mm[.129 in]
Terminal Material Thickness	1.07 mm[.042 in]
Product Length	8.46 mm[.333 in]

Product Type Features

Splice Accessory Type	Splice
-----------------------	--------



Style Code	B
Splice Type	Parallel Splice
Sealable	No
Compatible With Discrete Wire Type	Solid, Stranded
Wire Insulation Support Retention Type	Non-Insulation Support

Configuration Features

Compatible With Wire & Cable Type	Discrete Wire
-----------------------------------	---------------

Contact Features

Contact Base Material	Nickel
Barrel Type	Closed

Mechanical Attachment

Wire Insulation Support	Without
-------------------------	---------

Usage Conditions

Insulation Option	Uninsulated
-------------------	-------------

Operation/Application

Compatible With Wire Base Material	Copper
------------------------------------	--------

Industry Standards

Government Qualified Splice	No
-----------------------------	----

Other

EU RoHS Compliance	Compliant
EU ELV Compliance	Compliant

Product Compliance

For compliance documentation, visit the product page on TE.com>

EU RoHS Directive 2011/65/EU	Compliant
EU ELV Directive 2000/53/EC	Compliant
China RoHS 2 Directive MIIT Order No 32, 2016	No Restricted Materials Above Threshold
EU REACH Regulation (EC) No. 1907/2006	Current ECHA Candidate List: JUNE 2024 (241) Candidate List Declared Against: JUNE 2024 (241) Does not contain REACH SVHC
Halogen Content	Low Halogen - Br, Cl, F, I < 900 ppm per homogenous material. Also BFR/CFR/PVC



Free

Not applicable for solder process capability

Product Compliance Disclaimer

This information is provided based on reasonable inquiry of our suppliers and represents our current actual knowledge based on the information they provided. This information is subject to change. The part numbers that TE has identified as EU RoHS compliant have a maximum concentration of 0.1% by weight in homogenous materials for lead, hexavalent chromium, mercury, PBB, PBDE, DBP, BBP, DEHP, DIBP, and 0.01% for cadmium, or qualify for an exemption to these limits as defined in the Annexes of Directive 2011/65/EU (RoHS2). Finished electrical and electronic equipment products will be CE marked as required by Directive 2011/65/EU. Components may not be CE marked. Additionally, the part numbers that TE has identified as EU ELV compliant have a maximum concentration of 0.1% by weight in homogenous materials for lead, hexavalent chromium, and mercury, and 0.01% for cadmium, or qualify for an exemption to these limits as defined in the Annexes of Directive 2000/53/EC (ELV). Regarding the REACH Regulation, the information TE provides on SVHC in articles for this part number is based on the latest European Chemicals Agency (ECHA) ‘Guidance on requirements for substances in articles’ posted at this URL: <https://echa.europa.eu/guidance-documents/guidance-on-reach>


Compatible Parts




REPRESENTATION ONLY

TE Part # 46447
DAHT STRATO 22-10 ASSY


Customers Also Bought




TE Part #813788-000
202A142-3-0



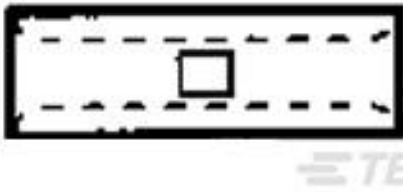
TE Part #770025-1
03P UMNLI IN-LINE CAP HSG KIT




TE Part #50845-1
TERMINAL,PIDG PTFE R 12-10 8




TE Part #1393139-7
MDR-135-1=MDR




TE Part #322324
SOLIS BUTT HT 22-16COM22-18MIL



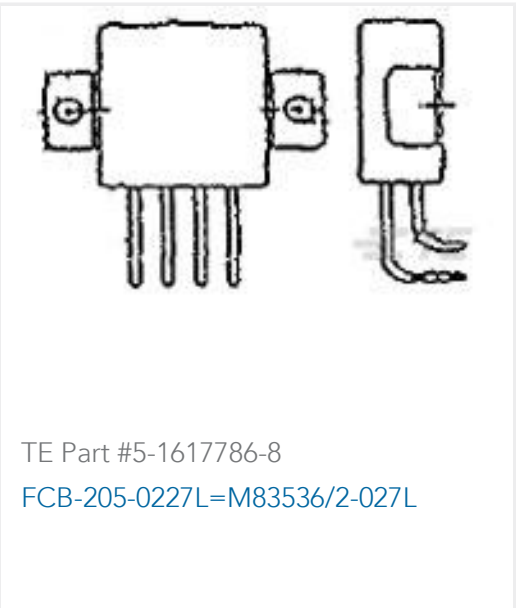
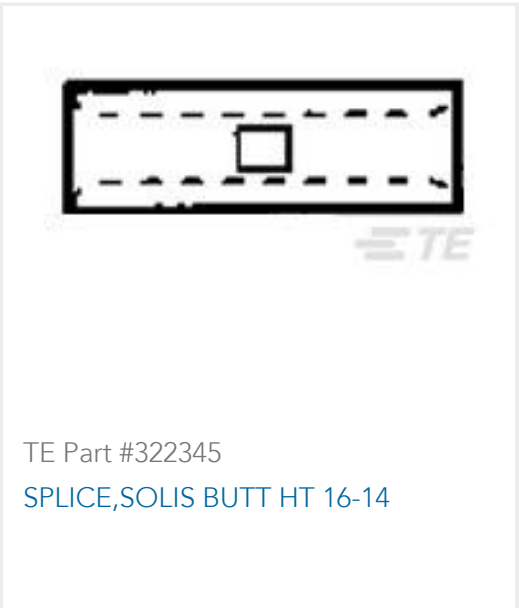
TE Part #147413-3
20 50/50 GRID RCPT VC W/O HD



TE Part #2-1617150-3
JMGSCDD-26MW = M39016/43-054M



TE Part #808830-2
CRIMPER, SEMI-FLAT



Documents

Product Drawings

[SPLICE,SOLIS PARA HT 12-10](#)

English

CAD Files

Customer View Model

[ENG_CVM_323672_D.3d_igs.zip](#)

English

Customer View Model

[ENG_CVM_323672_D.3d_stp.zip](#)

English

Customer View Model

[ENG_CVM_323672_D.2d_dxf.zip](#)

English

3D PDF

English

By downloading the CAD file I accept and agree to the [Terms and Conditions](#) of use.

Datasheets & Catalog Pages

[STRATO-THERM Terminals & Splices for High Temperature Applications](#)

English

Instruction Sheets

[Instruction Sheet \(U.S.\)](#)

English

[AMP Multiple-Wire Post-Insulated STRATO-THERM Splice Caps](#)

English