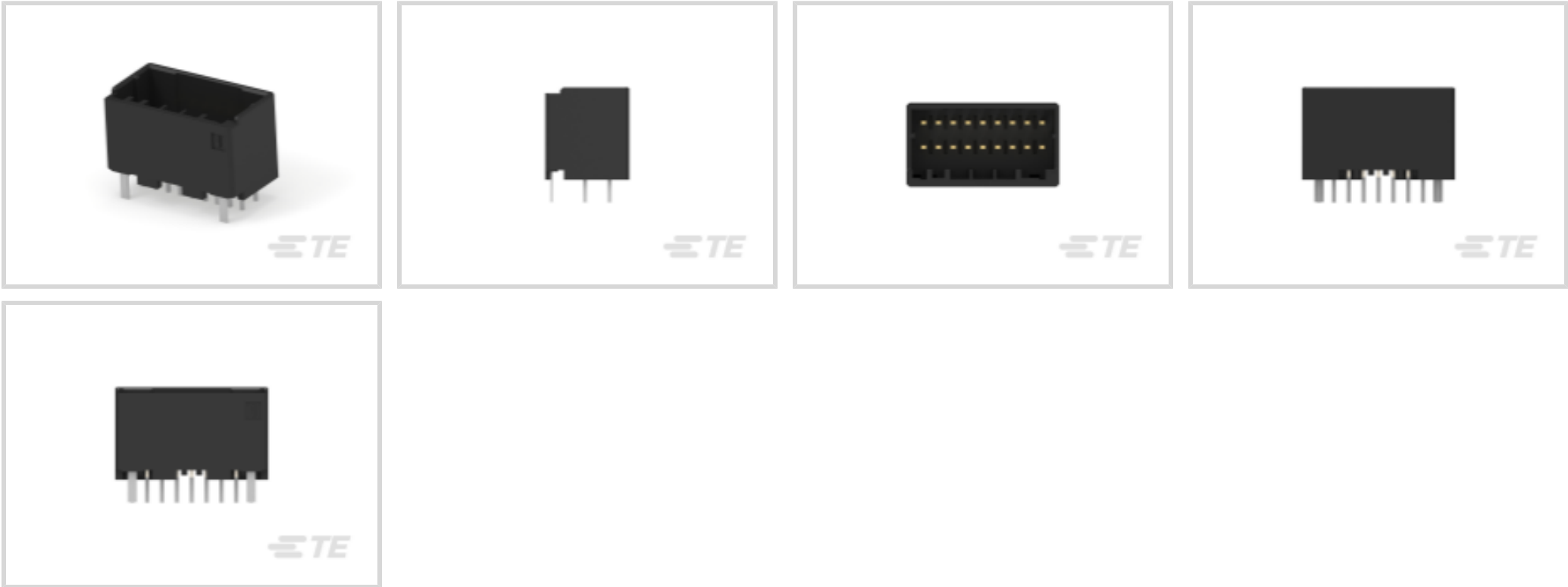




Connectors > PCB Connectors > PCB Headers & Receptacles > Header Assembly: Wire-to-Board, 3A, Gold or Tin Plated



PCB Connector Assembly Type: **PCB Mount Header**

PCB Mount Orientation: **Vertical**

Connector System: **Wire-to-Board**

Number of Positions: **18**

Number of Rows: **2**

[All Header Assembly: Wire-to-Board, 3A, Gold or Tin Plated \(53\)](#)

Features

Mechanical Attachment

Mating Retention	With
PCB Mount Retention Type	Retention Leg
Mating Alignment Type	Keyed
PCB Mount Retention	With
PCB Mount Alignment	Without
Connector Mounting Type	Board Mount
Mating Alignment	With

Contact Features

Contact Mating Area Plating Material Thickness	.38 μm[15 μin]
Contact Mating Area Plating Material	Gold
Contact Type	Pin
Contact Current Rating (Max)	3 A



Housing Features

Housing Material	Polyester GF
Centerline (Pitch)	2 mm[.079 in]

Product Type Features

PCB Connector Assembly Type	PCB Mount Header
Connector System	Wire-to-Board
Header Type	Fully Shrouded
Sealable	No
Connector & Contact Terminates To	Printed Circuit Board

Configuration Features

PCB Mount Orientation	Vertical
Number of Positions	18
Number of Rows	2

Body Features

Primary Product Color	Black
-----------------------	-------

Termination Features

Termination Method to PCB	Through Hole - Solder
---------------------------	-----------------------

Usage Conditions

Operating Temperature Range	-55 – 105 °C[-67 – 221 °F]
-----------------------------	----------------------------

Operation/Application

Circuit Application	Power & Signal
---------------------	----------------

Industry Standards

UL Flammability Rating	UL 94V-0
------------------------	----------

Packaging Features


Packaging Method	Tube
------------------	------

Other

EU RoHS Compliance	Compliant
EU ELV Compliance	Compliant

Product Compliance

For compliance documentation, visit the product page on TE.com>





EU RoHS Directive 2011/65/EU	Compliant
EU ELV Directive 2000/53/EC	Compliant
China RoHS 2 Directive MIIT Order No 32, 2016	No Restricted Materials Above Threshold
EU REACH Regulation (EC) No. 1907/2006	Current ECHA Candidate List: JUNE 2024 (241) Candidate List Declared Against: JUNE 2024 (241) Does not contain REACH SVHC
Halogen Content	Not Low Halogen - contains Br or Cl > 900 ppm.
Solder Process Capability	Wave solder capable to 265°C

Product Compliance Disclaimer

This information is provided based on reasonable inquiry of our suppliers and represents our current actual knowledge based on the information they provided. This information is subject to change. The part numbers that TE has identified as EU RoHS compliant have a maximum concentration of 0.1% by weight in homogenous materials for lead, hexavalent chromium, mercury, PBB, PBDE, DBP, BBP, DEHP, DIBP, and 0.01% for cadmium, or qualify for an exemption to these limits as defined in the Annexes of Directive 2011/65/EU (RoHS2). Finished electrical and electronic equipment products will be CE marked as required by Directive 2011/65/EU. Components may not be CE marked. Additionally, the part numbers that TE has identified as EU ELV compliant have a maximum concentration of 0.1% by weight in homogenous materials for lead, hexavalent chromium, and mercury, and 0.01% for cadmium, or qualify for an exemption to these limits as defined in the Annexes of Directive 2000/53/EC (ELV). Regarding the REACH Regulation, the information TE provides on SVHC in articles for this part number is based on the latest European Chemicals Agency (ECHA) ‘Guidance on requirements for substances in articles’ posted at this URL: <https://echa.europa.eu/guidance-documents/guidance-on-reach>

Compatible Parts

TE Part # 1-1827862-9
DYNAMIC 1100D REC HSG 18P X
BLACK

Also in the Series | Dynamic 1000 Series

Connector Contacts(40)

Connector Hardware(3)

Insertion & Extraction Tools(2)

PCB Headers & Receptacles(169)




Power Contacts(9)



Rectangular Connector Housings(2)



Wire-to-Board Connector Assemblies & Housings(152)



Wire-to-Board Headers & Receptacles (169)

Customers Also Bought



TE Part #CAT-D9934-A15E
Header Assembly: Wire-to-Board, 3A, Gold or Tin Plated



TE Part #CAT-D9934-A15B
Receptacle and Tab Housing: 2.5 mm Pitch, 250V



TE Part #CAT-D9934-A15A
DYNAMIC 1100 REC AND TAB HSG



TE Part #CAT-D9934-A15F
Header Assembly: Wire-to-Board, 5A, gold or tin plated



TE Part #2309409-1
DDR4 SODIMM 260P 5.2H STD

Documents

Product Drawings

DYNAMIC 1100D HDR ASSY V 18PX BLACK GOLD

English

CAD Files

3D PDF

3D

Customer View Model

ENG_CVM_CVM_1-2040516-9_B_c-1-2040516-9-b.2d_dxf.zip

English

Customer View Model

ENG_CVM_CVM_1-2040516-9_B_c-1-2040516-9-b.3d_igs.zip

English

Customer View Model

ENG_CVM_CVM_1-2040516-9_B_c-1-2040516-9-b.3d_stp.zip

English

By downloading the CAD file I accept and agree to the [Terms and Conditions](#) of use.



Product Specifications

Product Specification

English