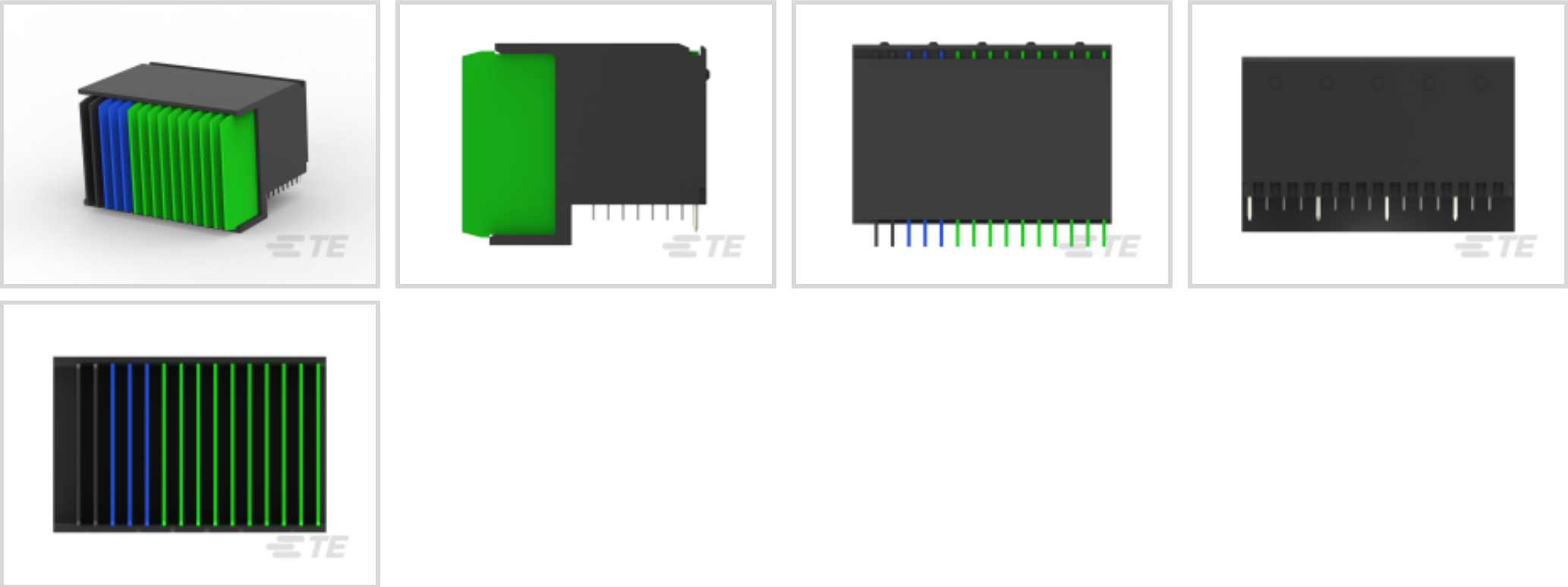




Connectors > PCB Connectors > Backplane Connectors > High Speed Backplane Connectors



Number of Positions: 144
Row-to-Row Spacing: 1.35 mm [.053 in]
Mating Alignment: With
Mating Alignment Type: Polarization
Number of Rows: 7

Features

Housing Features

Number of Shrouded Sides	2
Centerline (Pitch)	1.8 mm[.071 in]

Product Type Features

Connector & Contact Terminates To	Printed Circuit Board
Compatible with PCB Type	Daughtercard
Connector System	Board-to-Board
PCB Connector Assembly Type	PCB Mount Header
Shroud Style	Fully Shrouded

Configuration Features

Backplane Architecture	Traditional Backplane
Card Slot Centerline	20.3 mm[.8 in]
Number of Positions	144
Number of Rows	7
Number of Columns	16



PCB Mount Orientation	Right Angle
Guide Location	Center

Contact Features

Contact Current Rating (Max)	1 A
------------------------------	-----

Mechanical Attachment

Mating Alignment	With
Mating Alignment Type	Polarization
Connector Mounting Type	Board Mount

Dimensions

Row-to-Row Spacing	1.35 mm[.053 in]
--------------------	------------------

Usage Conditions

Operating Temperature Range	-55 – 105 °C[-67 – 221 °F]
-----------------------------	----------------------------

Operation/Application

Circuit Application	Power & Signal
---------------------	----------------

Other

EU RoHS Compliance	Not Compliant
EU ELV Compliance	Not Compliant

Product Compliance

For compliance documentation, visit the product page on TE.com>

EU RoHS Directive 2011/65/EU	Not Compliant
EU ELV Directive 2000/53/EC	Not Compliant
China RoHS 2 Directive MIIT Order No 32, 2016	Restricted Materials Above Threshold
EU REACH Regulation (EC) No. 1907/2006	Current ECHA Candidate List: JUNE 2024 (241) Candidate List Declared Against: JAN 2024 (240) SVHC > Threshold: Pb (13% in component) Article Safe Usage Statements: Do not eat, drink or smoke when using this product. Wash thoroughly after handling. Recycle if possible and dispose of the article by following all applicable governmental regulations relevant to your geographic location.
Halogen Content	BFR/CFR/PVC Free, but Br/Cl >900 ppm in other sources.
Solder Process Capability	Not applicable for solder process capability



Product Compliance Disclaimer

This information is provided based on reasonable inquiry of our suppliers and represents our current actual knowledge based on the information they provided. This information is subject to change. The part numbers that TE has identified as EU RoHS compliant have a maximum concentration of 0.1% by weight in homogenous materials for lead, hexavalent chromium, mercury, PBB, PBDE, DBP, BBP, DEHP, DIBP, and 0.01% for cadmium, or qualify for an exemption to these limits as defined in the Annexes of Directive 2011/65/EU (RoHS2). Finished electrical and electronic equipment products will be CE marked as required by Directive 2011/65/EU. Components may not be CE marked. Additionally, the part numbers that TE has identified as EU ELV compliant have a maximum concentration of 0.1% by weight in homogenous materials for lead, hexavalent chromium, and mercury, and 0.01% for cadmium, or qualify for an exemption to these limits as defined in the Annexes of Directive 2000/53/EC (ELV). Regarding the REACH Regulation, the information TE provides on SVHC in articles for this part number is based on the latest European Chemicals Agency (ECHA) 'Guidance on requirements for substances in articles' posted at this URL: <https://echa.europa.eu/guidance-documents/guidance-on-reach>

Compatible Parts




TE Part # 2000676-1
Keyed Guide Pin, Machined, Vita 46



TE Part # 2000713-1
RA Keyed Guide Mod, Vita 46, Machined

Also in the Series | MULTIGIG RT 2




High Speed Backplane Connectors(40)

Customers Also Bought



TE Part #1410188-3
MULTIGIG RT T2 7RW DC DF F-RGT



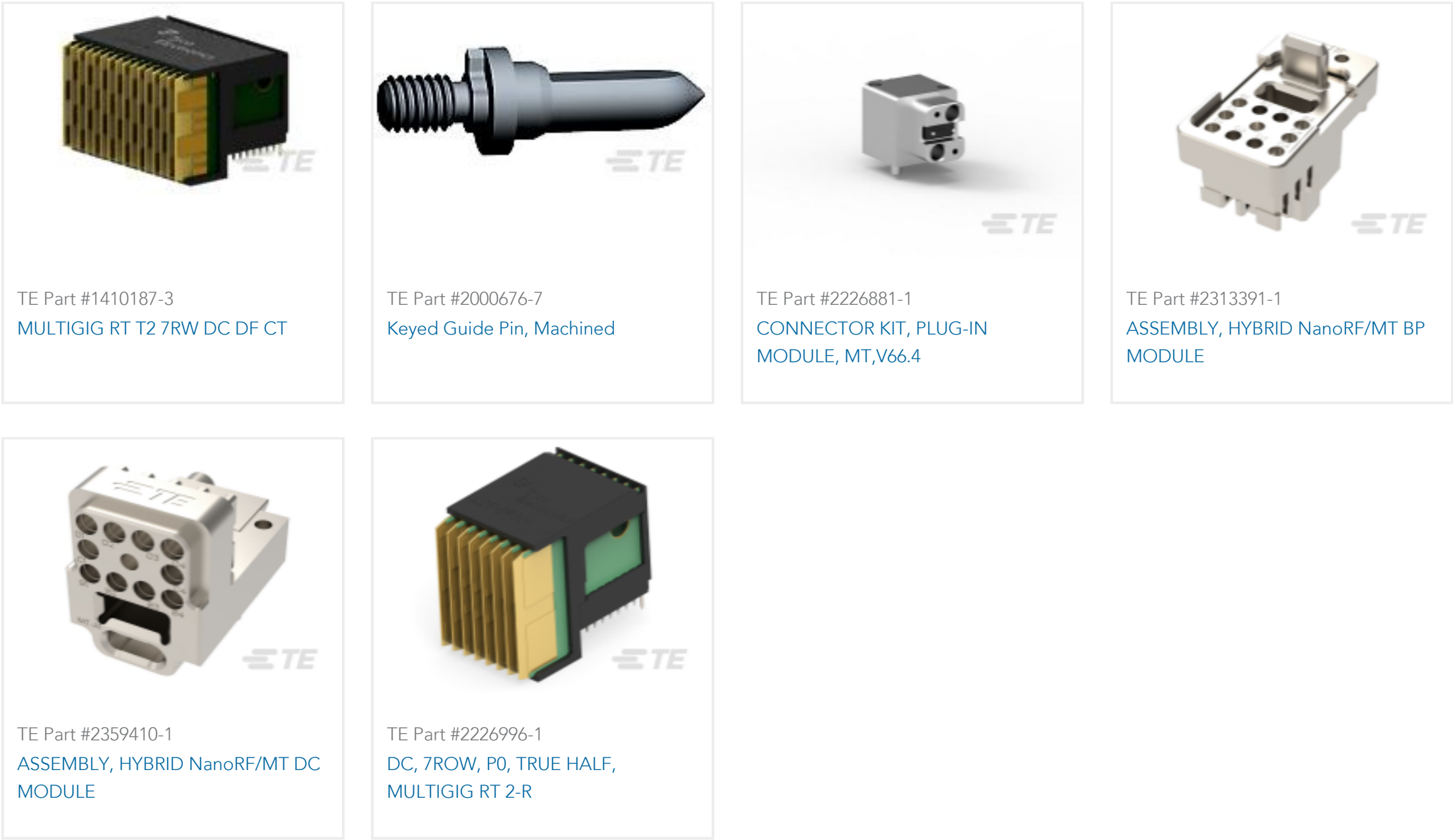
TE Part #1410946-1
MULTI-GIG SOC. CAP SCREW, CUSTOMIZED HDW



TE Part #1410189-3
MULTIGIG RT T2 7RW H-LFT,ET2



TE Part #1410140-1
MULTIGIG RT T2 .8" BP FULL CNT



Documents

Product Drawings
MULTIGIG RT2 7RW RTM DC DF CT
English

CAD Files
3D PDF
3D
Customer View Model
ENG_CVM_CVM_1410968-3_A.2d_dxf.zip
English
Customer View Model
ENG_CVM_CVM_1410968-3_A.3d_igs.zip
English
Customer View Model
ENG_CVM_CVM_1410968-3_A.3d_stp.zip
English

By downloading the CAD file I accept and agree to the Terms and Conditions of use.

Datasheets & Catalog Pages
High Speed Backplane Connectors catalog - MULTIGIG RT Connector
English

Product Specifications
Product Specification
English

Instruction Sheets
Instruction Sheet (U.S.)

1410968-3

144 Position High Speed Backplane Connector, 7 Row, 16 Column, PCB Mount Header, Right Angle, Fully Shrouded, MULTIGIG RT 2



English