



Connectors > D-Shaped Connectors > D-Sub Connectors > Box Mount D-Sub Connectors



Connector & Housing Type: **Receptacle**
Termination Post & Tail Diameter: **.76 mm [.03 in]**
Connector System: **Cable-to-Board**
Number of Positions: **15**
Power/Signal/Coax Combination: **No**

Features

Body Features

Front Shell Material	Steel
D-Sub Connector Insert Arrangement	MS18274-1
Rear Shell Plating Material	Cadmium
Rear Shell Material	Steel
Front Shell Plating Material	Cadmium

Packaging Features

Packaging Method	Package
------------------	---------

Mechanical Attachment

Connector Mounting Type	Board Mount
Mounting Hole Diameter	2.92 mm
Mating Alignment	Without

Contact Features

Contact Mating Area Plating Material	Gold
Contact Base Material	Brass, Beryllium Copper
PCB Contact Termination Area Plating Material	Nickel
	50 μin
Contact Options	Installed
Contact Type	Socket



Contact Size	Size 20
Contact Current Rating (Max)	5 A

Configuration Features

PCB Mount Orientation	Right Angle
Number of Positions	15
Power/Signal/Coax Combination	No

Termination Features

Termination Method to PCB	Through Hole - Solder
Termination Post & Tail Length	3.18 mm[.125 in]
Termination Post & Tail Diameter	.76 mm[.03 in]

Product Type Features

Connector & Housing Type	Receptacle
Connector System	Cable-to-Board
Connector Shell Size	2
Sealable	No
Connector & Contact Terminates To	Printed Circuit Board

Housing Features

Centerline (Pitch)	2.77 mm[.109 in]
--------------------	------------------

Usage Conditions

Operating Temperature Range	-55 – 125 °C[-67 – 257 °F]
-----------------------------	----------------------------

Operation/Application

Circuit Application	Signal
---------------------	--------

Other

EU RoHS Compliance	Not Compliant
EU ELV Compliance	Not Compliant

Product Compliance

For compliance documentation, visit the product page on TE.com>

EU RoHS Directive 2011/65/EU	Not Compliant
EU ELV Directive 2000/53/EC	Not Compliant
China RoHS 2 Directive MIIT Order No 32, 2016	Restricted Materials Above Threshold
EU REACH Regulation (EC) No. 1907/2006	



Current ECHA Candidate List: JUNE 2024 (241)
Candidate List Declared Against: JUNE 2023 (235)
SVHC > Threshold:
Cd (1% in Component Part)
Pb (3.7% in Component Part)

Article Safe Usage Statements:
Use personal protective equipment as required. Do not eat, drink or smoke when using this product. Wash thoroughly after handling. Recycle if possible and dispose of the article by following all applicable governmental regulations relevant to your geographic location.









Halogen Content	Not Low Halogen - contains Br or Cl > 900 ppm.
-----------------	--

Solder Process Capability	Wave solder capable to 265°C
---------------------------	------------------------------

Product Compliance Disclaimer

This information is provided based on reasonable inquiry of our suppliers and represents our current actual knowledge based on the information they provided. This information is subject to change. The part numbers that TE has identified as EU RoHS compliant have a maximum concentration of 0.1% by weight in homogenous materials for lead, hexavalent chromium, mercury, PBB, PBDE, DBP, BBP, DEHP, DIBP, and 0.01% for cadmium, or qualify for an exemption to these limits as defined in the Annexes of Directive 2011/65/EU (RoHS2). Finished electrical and electronic equipment products will be CE marked as required by Directive 2011/65/EU. Components may not be CE marked. Additionally, the part numbers that TE has identified as EU ELV compliant have a maximum concentration of 0.1% by weight in homogenous materials for lead, hexavalent chromium, and mercury, and 0.01% for cadmium, or qualify for an exemption to these limits as defined in the Annexes of Directive 2000/53/EC (ELV). Regarding the REACH Regulation, the information TE provides on SVHC in articles for this part number is based on the latest European Chemicals Agency (ECHA) 'Guidance on requirements for substances in articles' posted at this URL: <https://echa.europa.eu/guidance-documents/guidance-on-reach>

Customers Also Bought

 <p>TE Part #1-5747871-3 09 PLUG SP/FMS SCRLK</p>	 <p>TE Part #216165-1 26P.HDP22 REC.ASSY.</p>	 <p>TE Part #166291-1 20DF COSI SOCKET</p>	 <p>TE Part #1-5745172-3 AMPLI CBL CLMP KIT</p>
 <p>TE Part #5745171-1 SIZE 1 ASSY KIT .250</p>	 <p>TE Part #216164-1 15P.HDP22 REC.ASSY.</p>	 <p>TE Part #2023246-2 ASS'Y SATA REC. R/A SMT TYPE 3.45H</p>	 <p>TE Part #34855 TERMINAL,PG R 12-10 1/4</p>



Documents

Product Drawings

R/A RCP ASSY 15 POS SER 109

English

CAD Files

3D PDF

English

Customer View Model

ENG_CVM_1218434-2_C.2d_dxf.zip

English

Customer View Model

ENG_CVM_1218434-2_C.3d_igs.zip

English

Customer View Model

ENG_CVM_1218434-2_C.3d_stp.zip

English

By downloading the CAD file I accept and agree to the [Terms and Conditions](#) of use.