




Connectors > Terminal Blocks & Strips > Barrier Strips



Number of Positions: 4

Barrier Strip Style: **Dual Barrier**

Bottom Termination Type: **Quick Connect Tab**

Connector System: **Wire-to-Board**

Centerline (Pitch): **9.53 mm [.375 in]**

Features

Industry Standards

UL Flammability Rating	UL 94V-0
------------------------	----------

Packaging Features

Packaging Method	Package
Packaging Quantity	120

Operation/Application

Circuit Application	Power
---------------------	-------

Mechanical Attachment

Top Termination Type	Binding Combo Head
Mounting Options	End Mounting Ears
Screw Plating Material	Zinc Chromate
Screw Material	Steel
Thread Size	6-32
Screw Head Type	Combo Phil-Slot
Connector Mounting Type	Panel Mount



Contact Features

Contact Base Material	Copper Alloy
Mating Tab Thickness	.81 mm[.032 in]
PCB Contact Termination Area Plating Material	Tin
Mating Tab Width	6.35 mm[.25 in]
Contact Current Rating (Max)	20 A, 5 A

Dimensions

Product Length	47.63 mm[1.875 in]
Wire Size	22 – 12 AWG

Housing Features

Housing Material	Thermoplastic
Centerline (Pitch)	9.53 mm[.375 in]

Product Type Features

Block Style	Insulated Turret
Connector System	Wire-to-Board
Connector & Contact Terminates To	Wire & Cable

Body Features

Primary Product Color	Black
Product Orientation	Vertical
Barrier Strip Style	Dual Barrier

Configuration Features

Number of Levels	1
Number of Positions	4
Number of Rows	1

Termination Features

Bottom Termination Type	Quick Connect Tab
-------------------------	-------------------

Electrical Characteristics

Operating Voltage	600 V, 300 V
-------------------	--------------

Other

EU RoHS Compliance	Compliant
EU ELV Compliance	Compliant



Product Compliance

For compliance documentation, visit the product page on TE.com>

EU RoHS Directive 2011/65/EU	Compliant
EU ELV Directive 2000/53/EC	Compliant
China RoHS 2 Directive MIIT Order No 32, 2016	No Restricted Materials Above Threshold
EU REACH Regulation (EC) No. 1907/2006	Current ECHA Candidate List: JUNE 2024 (241) Candidate List Declared Against: JUNE 2024 (241) Does not contain REACH SVHC
Halogen Content	Low Halogen - Br, Cl, F, I < 900 ppm per homogenous material. Also BFR/CFR/PVC Free
Solder Process Capability	Wave solder capable to 265°C

Product Compliance Disclaimer

This information is provided based on reasonable inquiry of our suppliers and represents our current actual knowledge based on the information they provided. This information is subject to change. The part numbers that TE has identified as EU RoHS compliant have a maximum concentration of 0.1% by weight in homogenous materials for lead, hexavalent chromium, mercury, PBB, PBDE, DBP, BBP, DEHP, DIBP, and 0.01% for cadmium, or qualify for an exemption to these limits as defined in the Annexes of Directive 2011/65/EU (RoHS2). Finished electrical and electronic equipment products will be CE marked as required by Directive 2011/65/EU. Components may not be CE marked. Additionally, the part numbers that TE has identified as EU ELV compliant have a maximum concentration of 0.1% by weight in homogenous materials for lead, hexavalent chromium, and mercury, and 0.01% for cadmium, or qualify for an exemption to these limits as defined in the Annexes of Directive 2000/53/EC (ELV). Regarding the REACH Regulation, the information TE provides on SVHC in articles for this part number is based on the latest European Chemicals Agency (ECHA) ‘Guidance on requirements for substances in articles’ posted at this URL: <https://echa.europa.eu/guidance-documents/guidance-on-reach>

Compatible Parts




TE Part # 6-1437665-5  
JC6-Q308-04=JC6 ASSEMBLY




TE Part # 6-1546700-5  
JC6-Q308-04=JC6 ASSEMBLY Matte Tin Pl

Also in the Series | Buchanan JC6 Series

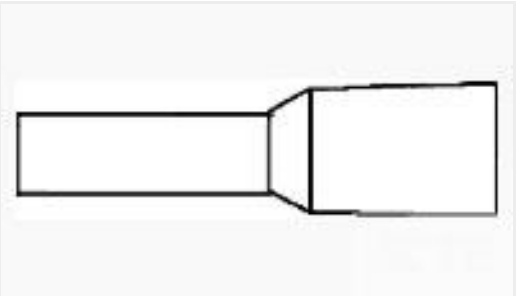


Barrier Strips(109)

Customers Also Bought



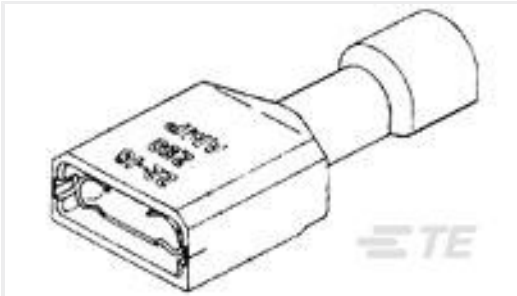
TE Part #6-1393114-9  
KUHP-11A51-120=KU



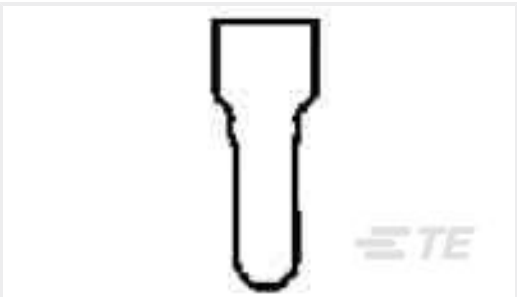
TE Part #1-966067-7  
FER,WIRE,PL SLV,2.50/14,L12,BLUE,LP



TE Part #61765-2  
FASTON ADAPTER .250 REC TPBR




TE Part #3-350820-2  
ULTRAFast 250 ASSY REC 16-14  
TPBR LP



TE Part #35115  
SPLICE,N CE 22-14



TE Part #1423675-7  
W57-XB7A4A10-10=CKTBKR,THERM,P



TE Part #1546307-4  
4P .374" DR BARRIER,W/WASHER



TE Part #1825516-2  
MSP103C04



TE Part #1-1422002-0  
V23079B2208B301



TE Part #5-1437665-4  
JC6-Q307-05=JC6 ASSEMBLY

Documents

Product Drawings

JC6-Q307-04=JC6 ASSEMBLY

English

CAD Files

Customer View Model

ENG\_CVM\_CVM\_5-1437665-3\_N.2d\_dxf.zip

English

3D PDF



3D

Customer View Model

[ENG\\_CVM\\_CVM\\_5-1437665-3\\_N.3d\\_igs.zip](#)

English

Customer View Model

[ENG\\_CVM\\_CVM\\_5-1437665-3\\_N.3d\\_stp.zip](#)

English

By downloading the CAD file I accept and agree to the [Terms and Conditions](#) of use.

Datasheets & Catalog Pages

[1-1773458-2\\_BARRIER\\_STRIP\\_QUICK\\_REFERENCE\\_GUIDE](#)

English