



Connectors > PCB Connectors > PCB Headers & Receptacles



PCB Connector Assembly Type: **PCB Mount Receptacle**
PCB Mount Orientation: **Right Angle**
Connector System: **Board-to-Board**
Number of Positions: **220**
Number of Rows: **4**

Features

Electrical Characteristics

Insulation Resistance	4 MΩ
-----------------------	------

Dimensions

PCB Thickness (Recommended)	2.36 mm[.093 in]
Connector Height	11.68 mm[.46 in]

Packaging Features

Packaging Quantity	3
Packaging Method	Tube

Usage Conditions

Housing Temperature Rating	High
Operating Temperature Range	-65 – 125 °C[-85 – 257 °F]

Operation/Application

Assembly Process Feature	None
Circuit Application	Signal



Mechanical Attachment

Mating Alignment Type	Keyed
PCB Mount Retention	Without
PCB Mount Alignment	Without
Connector Mounting Type	Board Mount
Mating Alignment	Without

Termination Features

Rectangular Termination Post & Tail Width	.58 mm[.023 in]
Rectangular Termination Post & Tail Thickness	.25 mm[.01 in]
Termination Post & Tail Length	4.57 mm[.18 in]
Termination Method to PCB	Through Hole - Solder

Contact Features

Contact Mating Area Plating Material Thickness	.76 µm[30 µin]
Mating Square Post Dimension	.64 mm[.025 in]
Contact Shape & Form	Four Beam
Contact Layout	Matrix
Contact Base Material	Copper Alloy
PCB Contact Termination Area Plating Material	Tin
Contact Mating Area Plating Material	Gold
Contact Type	Socket
Contact Current Rating (Max)	3 A

Housing Features

Housing Material	Thermoplastic
Centerline (Pitch)	2.54 mm[.1 in]

Configuration Features

Stackable	No
PCB Mount Orientation	Right Angle
Number of Positions	220
Number of Rows	4

Product Type Features

PCB Connector Assembly Type	PCB Mount Receptacle
Connector System	Board-to-Board



Sealable	No
----------	----

Connector & Contact Terminates To	Printed Circuit Board
-----------------------------------	-----------------------

Body Features

Primary Product Color	Black
-----------------------	-------

Industry Standards

UL Flammability Rating	UL 94V-0
------------------------	----------

Other

EU RoHS Compliance	Not Compliant
--------------------	---------------

EU ELV Compliance	Compliant with Exemptions
-------------------	---------------------------

Product Compliance

For compliance documentation, visit the product page on TE.com>

EU RoHS Directive 2011/65/EU	Not Compliant
------------------------------	---------------

EU ELV Directive 2000/53/EC	Compliant with Exemptions
-----------------------------	---------------------------

China RoHS 2 Directive MIIT Order No 32, 2016	Restricted Materials Above Threshold
---	--------------------------------------

EU REACH Regulation (EC) No. 1907/2006	Current ECHA Candidate List: JUNE 2024 (241) Candidate List Declared Against: JUL 2021 (219) SVHC > Threshold: Pb (13% in Component Part) Article Safe Usage Statements: Do not eat, drink or smoke when using this product. Wash thoroughly after handling. Recycle if possible and dispose of the article by following all applicable governmental regulations relevant to your geographic location.
--	--

Halogen Content	BFR/CFR/PVC Free, but Br/Cl >900 ppm in other sources.
-----------------	--

Solder Process Capability	Not lead free process capable
---------------------------	-------------------------------

Product Compliance Disclaimer

This information is provided based on reasonable inquiry of our suppliers and represents our current actual knowledge based on the information they provided. This information is subject to change. The part numbers that TE has identified as EU RoHS compliant have a maximum concentration of 0.1% by weight in homogenous materials for lead, hexavalent chromium, mercury, PBB, PBDE, DBP, BBP, DEHP, DIBP, and 0.01% for cadmium, or qualify for an exemption to these limits as defined in the Annexes of Directive 2011/65/EU (RoHS2). Finished electrical and electronic equipment products will be CE marked as required by Directive 2011/65/EU. Components may not be CE marked. Additionally, the part numbers that TE has identified as EU ELV compliant have a maximum concentration of 0.1% by weight in homogenous materials for lead, hexavalent chromium, and mercury, and 0.01% for cadmium, or qualify for an exemption to these limits as defined in the Annexes of Directive 2000/53/EC (ELV). Regarding the REACH Regulation, the information TE provides on SVHC in articles for this part number is based on the latest European Chemicals Agency (ECHA) 'Guidance on requirements for substances in articles' posted at this URL: <https://echa.europa.eu/guidance-documents/guidance-on-reach>



Compatible Parts



TE Part # 533270-8
HDI PIN ASSY 4 ROW 220 POS



TE Part # 533935-5
HDI PIN ASSY 4 ROW 220 POS




TE Part # 532448-8
HDI PIN ASSY 4 ROW 220 POS




TE Part # 532436-8
HDI PIN ASSY 4 ROW 220 POS


Customers Also Bought




TE Part #1558666-1
T9GS1L14-5




TE Part #5745175-2
CABLE CLAMP KIT,SZ 5




TE Part #3-1879334-9
CPF 0603 4R99 1% 50PPM 1K RL




TE Part #9-2176526-1
3503G 2B 442R 1% 5K RL




TE Part #4-2176325-9
CRGP 0402 100K 1%



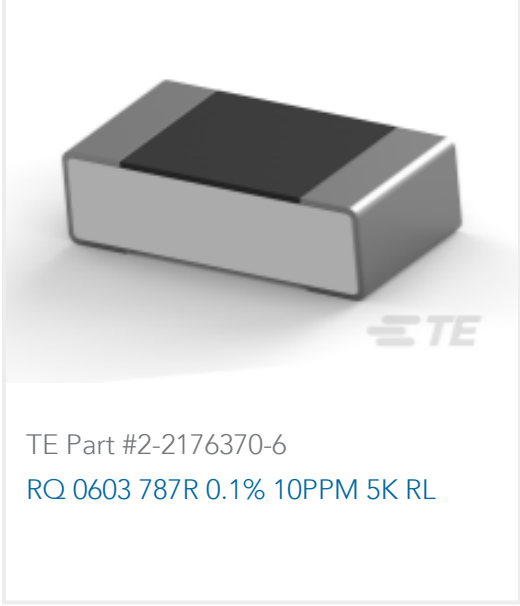
TE Part #2-2176328-6
CRGP 1206 1K2 1%




TE Part #6-2176331-1
CRGP 2512 1M0 1%



TE Part #1625893-6
5W SM M/OX 5% 150K



TE Part #2-2176370-6
RQ 0603 787R 0.1% 10PPM 5K RL



TE Part #9-2176482-1
RA73F 2A 442R 0.1% 5K RL

Documents

Product Drawings
HDI RECP ASSY 4 ROW 220 POS

English

CAD Files
3D PDF

3D



Customer View Model

[ENG_CVM_CVM_532434-8_R.2d_dxf.zip](#)

English

Customer View Model

[ENG_CVM_CVM_532434-8_R.3d_igs.zip](#)

English

Customer View Model

[ENG_CVM_CVM_532434-8_R.3d_stp.zip](#)

English

By downloading the CAD file I accept and agree to the [Terms and Conditions](#) of use.

Datasheets & Catalog Pages

[1-1773957-5_AMP_HDI_BTBT_CONNECTORS_EN](#)

English

Product Specifications

[Application Specification](#)

English

Instruction Sheets

[Instruction Sheet \(U.S.\)](#)

English