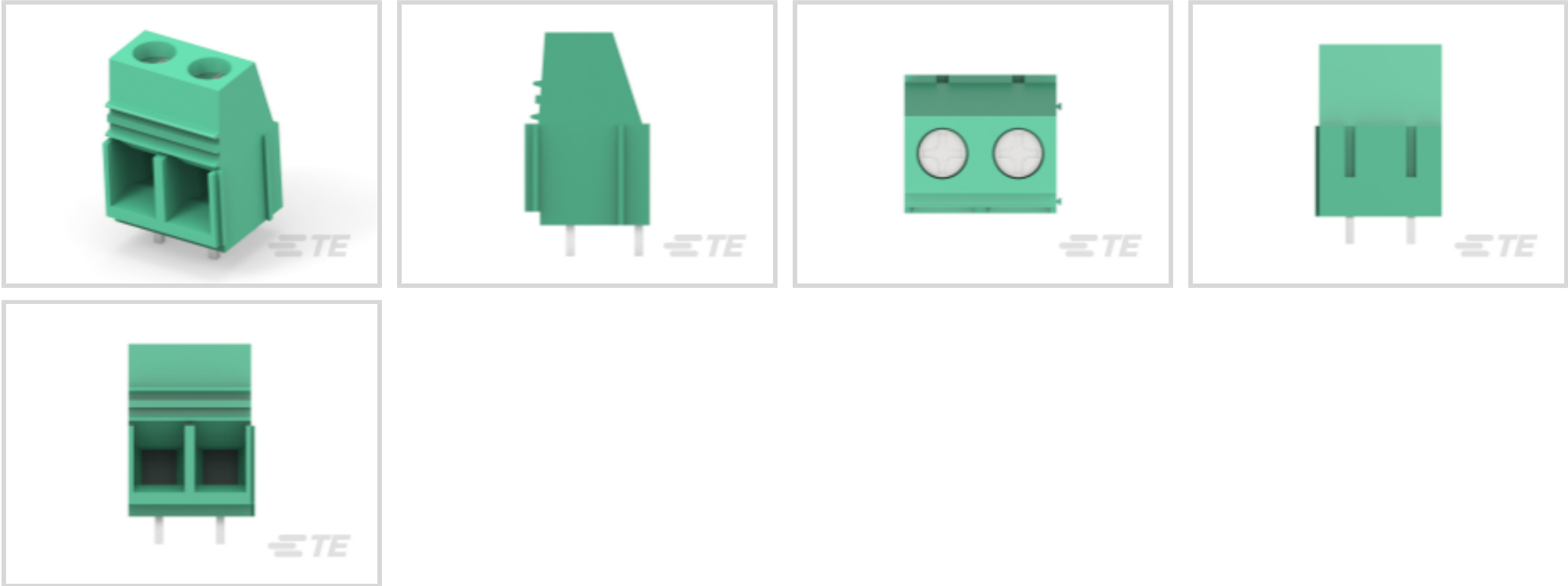




Connectors > Terminal Blocks & Strips > PCB Terminal Blocks



Number of Positions: 2

Terminal Block Connector Type: **Header**

Connector System: **Wire-to-Board**

Centerline (Pitch): **10.16 mm [.4 in]**

Number of Rows: 1

Features

Termination Features

Termination Method to PCB	Through Hole - Solder
Termination Post & Tail Length	4.5 mm[.177 in]

Body Features

Primary Product Color	Green
Product Orientation	Vertical

Packaging Features

Packaging Method	Package
Packaging Quantity	260

Mechanical Attachment

Screw Plating Material	Zinc
Screw Material	Steel
Thread Size	M4
Connector Mounting Type	Board Mount

Contact Features



Contact Mating Area Plating Material	Tin
Contact Base Material	Brass
Contact Current Rating (Max)	65 A

Housing Features

Housing Material	PA 66
Centerline (Pitch)	10.16 mm[.4 in]

Product Type Features

Wire Protection	With
Header Type	Fully Shrouded
Terminal Block Connector Type	Header
Connector System	Wire-to-Board
Connector & Contact Terminates To	Printed Circuit Board

Configuration Features

Wire Entry Location	Side
Stacking Configuration	Side Stackable
Stacked Levels	Without
Number of Positions	2
Number of Rows	1
Wire Entry Angle	90°

Electrical Characteristics

Operating Voltage	300 VAC
-------------------	---------

Dimensions

Wire Size	26 – 6 AWG
-----------	------------

Usage Conditions

Operating Temperature Range	-40 – 105 °C[-40 – 221 °F]
-----------------------------	----------------------------

Operation/Application

Circuit Application	Power & Signal
---------------------	----------------

Other

EU RoHS Compliance	Compliant
EU ELV Compliance	Compliant

Product Compliance



For compliance documentation, visit the product page on [TE.com](#)>

EU RoHS Directive 2011/65/EU	Compliant
EU ELV Directive 2000/53/EC	Compliant
China RoHS 2 Directive MIIT Order No 32, 2016	No Restricted Materials Above Threshold
EU REACH Regulation (EC) No. 1907/2006	Current ECHA Candidate List: JUNE 2024 (241) Candidate List Declared Against: JUNE 2024 (241) Does not contain REACH SVHC
Halogen Content	Low Halogen - Br, Cl, F, I < 900 ppm per homogenous material. Also BFR/CFR/PVC Free
Solder Process Capability	Wave solder capable to 260°C

Product Compliance Disclaimer

This information is provided based on reasonable inquiry of our suppliers and represents our current actual knowledge based on the information they provided. This information is subject to change. The part numbers that TE has identified as EU RoHS compliant have a maximum concentration of 0.1% by weight in homogenous materials for lead, hexavalent chromium, mercury, PBB, PBDE, DBP, BBP, DEHP, DIBP, and 0.01% for cadmium, or qualify for an exemption to these limits as defined in the Annexes of Directive 2011/65/EU (RoHS2). Finished electrical and electronic equipment products will be CE marked as required by Directive 2011/65/EU. Components may not be CE marked. Additionally, the part numbers that TE has identified as EU ELV compliant have a maximum concentration of 0.1% by weight in homogenous materials for lead, hexavalent chromium, and mercury, and 0.01% for cadmium, or qualify for an exemption to these limits as defined in the Annexes of Directive 2000/53/EC (ELV). Regarding the REACH Regulation, the information TE provides on SVHC in articles for this part number is based on the latest European Chemicals Agency (ECHA) 'Guidance on requirements for substances in articles' posted at this URL: <https://echa.europa.eu/guidance-documents/guidance-on-reach>

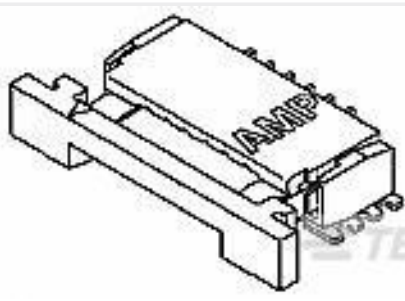
Compatible Parts



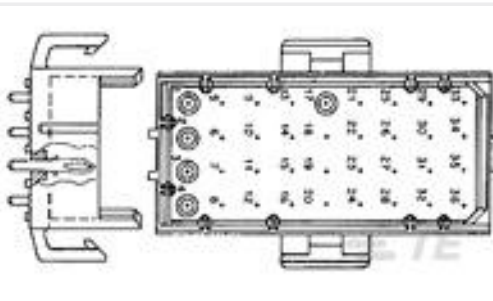
Customers Also Bought



TE Part #5499910-5  
A/L UNIV HDR 24P VERT SHT LAT



TE Part #84952-9  
1MM FPC HORZ.BTMM CONT.ASS.9P



TE Part #640497-1  
02P MR HDR ASSY



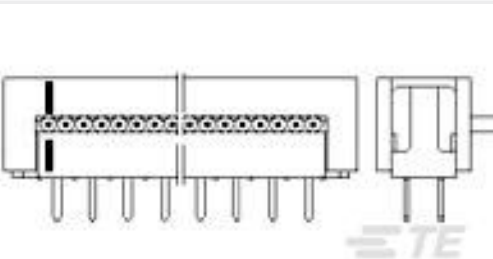
TE Part #2466267-1  
BNC JACK RA PCB MNT TIN 2 GHZ  
50 OHM



TE Part #1-5745968-5  
25 PLUG SP/FMS SCRLK



TE Part #HD10-9-96P-N005  
HDR, 9P, BLK, N, ST, SN/NI. 16



TE Part #5-216093-0  
AMP-LATCH PRE-ASSY DIL WITHO



TE Part #5207720-2  
FEMALE SCREWLOCK,ZN



TE Part #5-1814832-2  
SMA Str PCB Skt GZD

TE Part #133421-E  
MJ CS \*\* 8 8 \*\*\*\*\* 30 \* J 3 133942

Documents

Product Drawings

2 Posn Power Connector, Green, 10.16mm

English

CAD Files

3D PDF

3D

Customer View Model

ENG\_CVM\_CVM\_1986660-2\_A.2d\_dxf.zip

English

Customer View Model

ENG\_CVM\_CVM\_1986660-2\_A.3d\_igs.zip

English

Customer View Model

ENG\_CVM\_CVM\_1986660-2\_A.3d\_stp.zip

English

By downloading the CAD file I accept and agree to the [Terms and Conditions](#) of use.

Datasheets & Catalog Pages

1986660-2

2 Position PCB Terminal Block, Header, Wire-to-Board, 10.16 mm [.4 in] Centerline, 1 Row, 90° Wire Entry Angle, 26 – 6 AWG, 300 VAC



BUCHANAN TERMINAL BLOCKS CATALOG - EUROSTYLE TERMINAL BLOCKS

English