



Connectors > PCB Connectors > Wire-to-Board Connectors > FFC, FPC & Ribbon Connectors > Ribbon Cable Connectors



Connector System: **Cable-to-Board**
Number of Positions: **14**
Centerline (Pitch): **2.54 mm [.1 in]**
PCB Mount Retention: **With**
PCB Mount Retention Type: **Kinked Legs**

Features

Electrical Characteristics

Operating Voltage	100 VDC
Insulation Resistance	1000 MΩ

Industry Standards

Compatible With Agency/Standards Products	UL
UL Rating	Recognized
UL Flammability Rating	UL 94V-0
Compatible With Approved Standards Products	UL E28476

Packaging Features

Packaging Quantity	2500
Packaging Method	Reel

Contact Features

Contact Underplating Material	Nickel
PCB Contact Termination Area Plating Material Finish	Matte
Contact Mating Area Plating Material Thickness	3 – 5 μm[118.11 – 196.85 μin]
PCB Contact Termination Area Plating Material Thickness	3 – 5 μm[118.11 – 196.85 μin]
Contact Layout	Staggered
Contact Mating Area Plating Material	Tin
Contact Base Material	Phosphor Bronze



PCB Contact Termination Area Plating Material	Tin
Contact Type	Receptacle
Contact Mating Area Plating Material Finish	Matte
Contact Current Rating (Max)	1.5 A

Body Features

Primary Product Color	Red
Connector Profile	Standard

Mechanical Attachment

Mating Alignment	With
PCB Mount Alignment	Without
PCB Mount Retention	With
PCB Mount Retention Type	Kinked Legs
Mating Alignment Type	Polarization
Mating Retention	With
Mating Retention Type	Latches
Connector Mounting Type	Board Mount

Housing Features

Mating Entry Location	Side
Housing Material	Glass-Filled PBT
Centerline (Pitch)	2.54 mm[.1 in]

Product Type Features

Connector Product Type	Connector Assembly
Ribbon Cable Connector Type	Female-on-Board
Connector System	Cable-to-Board
Connector & Housing Type	Receptacle
Connector & Contact Terminates To	Printed Circuit Board

Configuration Features

Number of Positions	14
PCB Mount Orientation	Right Angle
Number of Rows	2

Termination Features

Termination Method to PCB	Through Hole - Solder
---------------------------	-----------------------



Dimensions

Row-to-Row Spacing	1.5 mm[.059 in]
--------------------	-----------------

Usage Conditions

Operating Temperature Range	-40 – 105 °C[-40 – 221 °F]
-----------------------------	----------------------------

Operation/Application

Circuit Application	Signal
---------------------	--------

Other

EU RoHS Compliance	Compliant
EU ELV Compliance	Compliant

Product Compliance

For compliance documentation, visit the product page on TE.com>

EU RoHS Directive 2011/65/EU	Compliant
EU ELV Directive 2000/53/EC	Compliant
China RoHS 2 Directive MIIT Order No 32, 2016	No Restricted Materials Above Threshold
EU REACH Regulation (EC) No. 1907/2006	Current ECHA Candidate List: JUNE 2024 (241) Candidate List Declared Against: JUNE 2024 (241) Does not contain REACH SVHC
Halogen Content	Not Low Halogen - contains Br or Cl > 900 ppm.
Solder Process Capability	Wave solder capable to 265°C

Product Compliance Disclaimer

This information is provided based on reasonable inquiry of our suppliers and represents our current actual knowledge based on the information they provided. This information is subject to change. The part numbers that TE has identified as EU RoHS compliant have a maximum concentration of 0.1% by weight in homogenous materials for lead, hexavalent chromium, mercury, PBB, PBDE, DBP, BBP, DEHP, DIBP, and 0.01% for cadmium, or qualify for an exemption to these limits as defined in the Annexes of Directive 2011/65/EU (RoHS2). Finished electrical and electronic equipment products will be CE marked as required by Directive 2011/65/EU. Components may not be CE marked. Additionally, the part numbers that TE has identified as EU ELV compliant have a maximum concentration of 0.1% by weight in homogenous materials for lead, hexavalent chromium, and mercury, and 0.01% for cadmium, or qualify for an exemption to these limits as defined in the Annexes of Directive 2000/53/EC (ELV). Regarding the REACH Regulation, the information TE provides on SVHC in articles for this part number is based on the latest European Chemicals Agency (ECHA) ‘Guidance on requirements for substances in articles’ posted at this URL: <https://echa.europa.eu/guidance-documents/guidance-on-reach>

Compatible Parts



TE Part # 1-338095-4
MICRO-MATCH COSI HSG



TE Part # CAT-M5833-M2934
Male-on-Board Connector, Micro-MaTch




TE Part # CAT-M5833-M2934A
Male-on-Wire Connector, Micro-MaTch


Also in the Series | Micro-MaTch Industrial




Board-In Connectors(20)



Connector Contacts(4)



Insertion & Extraction Tools(1)




Pluggable I/O Cable Assemblies(52)

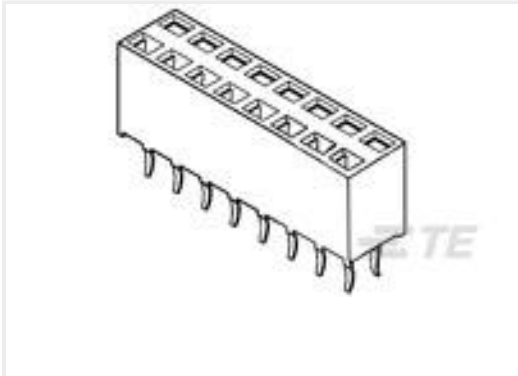


Ribbon Cable Connectors(183)

Customers Also Bought



TE Part #CAT-M5833-F3492A
Female-on-Board Connector, Top Entry



TE Part #215309-3
2X3P HV100 REC CON. TE, 8.5MM



TE Part #1217167-1
250 FASTON,PCB TAB,TCBR



TE Part #1-338070-0
MICRO-MATCH FEM.SE



TE Part #7-1625892-1
3W SM M/OX 5% 820R



TE Part #6-1617831-5
TD229C-1803SX=TD FR 180 SEC



Documents

Product Drawings

MICRO-MATCH FEM.SE

English

CAD Files

3D PDF

3D

Customer View Model

ENG_CVM_CVM_1-338070-4_E.2d_dxf.zip

English

Customer View Model

ENG_CVM_CVM_1-338070-4_E.3d_igs.zip

English

Customer View Model

ENG_CVM_CVM_1-338070-4_E.3d_stp.zip

English

By downloading the CAD file I accept and agree to the [Terms and Conditions](#) of use.

Datasheets & Catalog Pages

Micro-MaTch Catalog

English

Centerline Micro-Match Connector Series

English

Product Specifications

Product Specification

English