



CII

TE Internal #: 1617147-4

General Purpose Signal Relay, DC, Non-Polarized, Monostable, 2 Form C DPDT-CO, 1 A Contact Rating, 26.5 VDC Coil Voltage, .45 W Coil Power

[View on TE.com >](#)

Relays & Contactors > Electromechanical Relays



Relay & Contactor Type: **General Purpose Signal Relay**

Current Type: **DC**

Coil Magnetic System: **Non-Polarized, Monostable**

Contact Arrangement: **2 Form C DPDT-CO**

Contact Current Rating: **1 A**

Features

Usage Conditions

|   |                |
|---|----------------|
| Operating Temperature Range             | -65 – 125 °C   |
| Environmental Ambient Temperature (Max) | 125 °C[257 °F] |

Electrical Characteristics

|                                 |          |
|---------------------------------|----------|
| Coil Resistance                 | 1560 Ω   |
| Contact Switching Voltage (Max) | 28 VDC   |
| Contact Current Rating          | 1 A      |
| Coil Voltage Rating             | 26.5 VDC |
| Coil Power Rating DC            | .45 W    |

Operation/Application

|                      |                           |
|----------------------|---------------------------|
| Vibration Resistance | 30G's, 10 – 3000Hz        |
| Shock Resistance     | 75G's, 6ms                |
| Current Type         | DC                        |
| Coil Magnetic System | Non-Polarized, Monostable |

Product Type Features

|                        |                              |
|------------------------|------------------------------|
| Relay & Contactor Type | General Purpose Signal Relay |
|------------------------|------------------------------|

Configuration Features

|                     |                  |
|---------------------|------------------|
| Contact Arrangement | 2 Form C DPDT-CO |
|---------------------|------------------|



Body Features

|                |                     |
|----------------|---------------------|
| Enclosure Type | Hermetically Sealed |
|----------------|---------------------|

Termination Features

|                                    |                |
|------------------------------------|----------------|
| Main Termination & Connection Type | Extended Leads |
| Coil Termination & Connection Type | Extended Leads |

Mechanical Attachment

|                    |             |
|--------------------|-------------|
| Product Mount Type | Board Mount |
|--------------------|-------------|

Other

|                    |               |
|--------------------|---------------|
| EU RoHS Compliance | Not Compliant |
| EU ELV Compliance  | Not Compliant |

Product Compliance

For compliance documentation, visit the product page on TE.com>

|   |  |
|---|--|
| EU RoHS Directive 2011/65/EU                  | Not Compliant  |
| EU ELV Directive 2000/53/EC                   | Not Compliant  |
| China RoHS 2 Directive MIIT Order No 32, 2016 | Restricted Materials Above Threshold   |
| EU REACH Regulation (EC) No. 1907/2006        | Current ECHA Candidate List: JUNE 2024 (241)<br>Candidate List Declared Against: JAN 2024 (240)<br>Does not contain REACH SVHC |
| Halogen Content                               | Low Halogen - Br, Cl, F, I < 900 ppm per homogenous material. Also BFR/CFR/PVC Free  |
| Solder Process Capability                     | Not lead free process capable  |

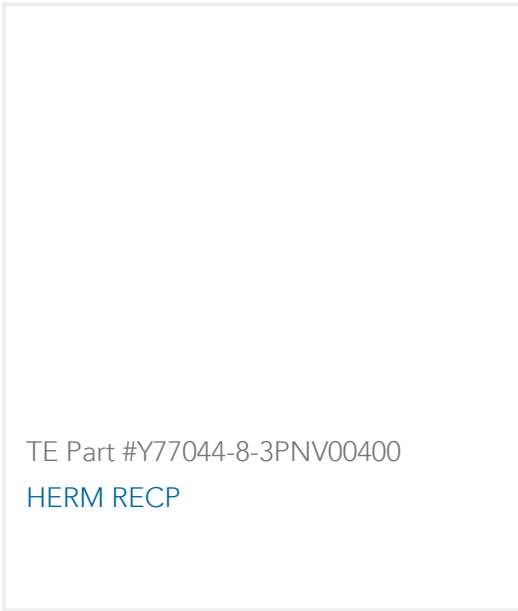
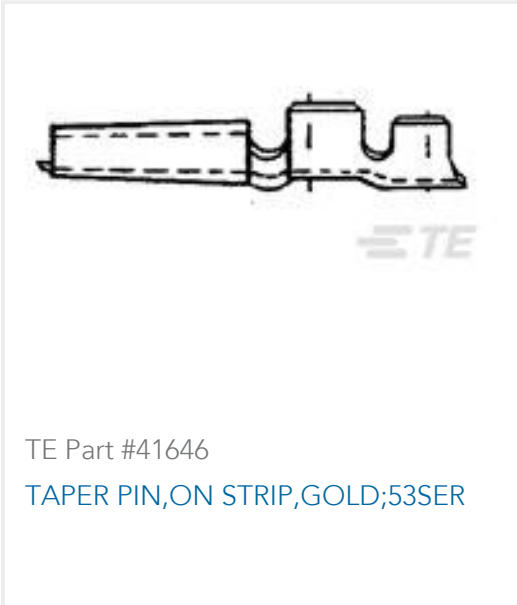
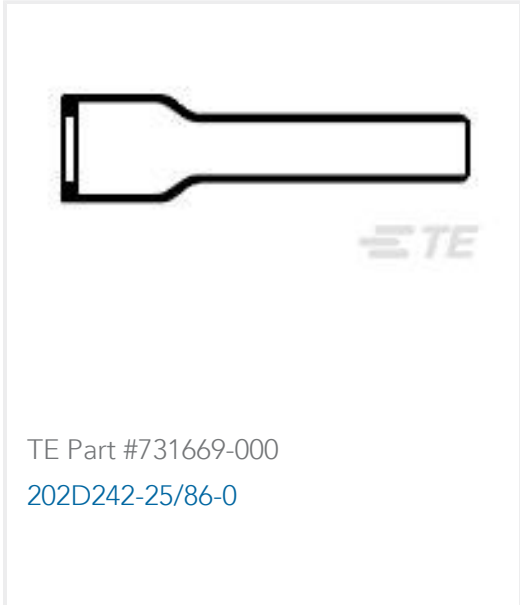
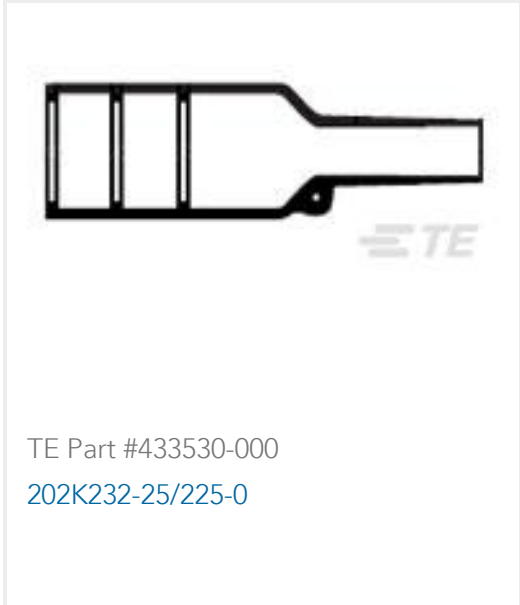
Product Compliance Disclaimer

This information is provided based on reasonable inquiry of our suppliers and represents our current actual knowledge based on the information they provided. This information is subject to change. The part numbers that TE has identified as EU RoHS compliant have a maximum concentration of 0.1% by weight in homogenous materials for lead, hexavalent chromium, mercury, PBB, PBDE, DBP, BBP, DEHP, DIBP, and 0.01% for cadmium, or qualify for an exemption to these limits as defined in the Annexes of Directive 2011/65/EU (RoHS2). Finished electrical and electronic equipment products will be CE marked as required by Directive 2011/65/EU. Components may not be CE marked. Additionally, the part numbers that TE has identified as EU ELV compliant have a maximum concentration of 0.1% by weight in homogenous materials for lead, hexavalent chromium, and mercury, and 0.01% for cadmium, or qualify for an exemption to these limits as defined in the Annexes of Directive 2000/53/EC (ELV). Regarding the REACH Regulation, the information TE provides on SVHC in articles for this part number is based on the latest European Chemicals Agency (ECHA) 'Guidance on requirements for substances in articles' posted at this URL: <https://echa.europa.eu/guidance-documents/guidance-on-reach>

Compatible Parts



Customers Also Bought



Documents

Product Drawings

JMGAP-26M = M39016/17-030M

English

CAD Files

3D PDF

3D

Customer View Model

ENG\_CVM\_CVM\_1617147-4\_R.2d\_dxf.zip



English

Customer View Model

[ENG\\_CVM\\_CVM\\_1617147-4\\_R.3d\\_igs.zip](#)

English

Customer View Model

[ENG\\_CVM\\_CVM\\_1617147-4\\_R.3d\\_stp.zip](#)

English

By downloading the CAD file I accept and agree to the [Terms and Conditions](#) of use.

Datasheets & Catalog Pages

[5-1773450-5\\_sec1\\_MGA](#)

English