



Connectors > PCB Connectors > Wire-to-Board Connectors > FFC, FPC & Ribbon Connectors > FPC Connectors



Centerline (Pitch): 1 mm [.039 in]

Mating Retention Type: Zero Insertion Force (ZIF)

PCB Mount Orientation: Right Angle

Contact Mating Location: Top

Termination Method to PCB: Surface Mount

Features

Electrical Characteristics

Operating Voltage	200 VAC
-------------------	---------

Usage Conditions

Operating Temperature Range	-40 – 85 °C[-40 – 185 °F]
-----------------------------	---------------------------

Body Features

Primary Product Color	Natural
-----------------------	---------

Identification Marking

Circuit Identification Feature	With
--------------------------------	------

Packaging Features

Packaging Method	Tape & Reel
Packaging Quantity	1200

Operation/Application

Circuit Application	Signal
---------------------	--------

Dimensions

Connector Width	6.54 mm[.258 in]
Accepts Flex Cable Thickness	.3 mm[.012 in]
Connector Height	2.56 mm[.101 in]
Connector Length	28.92 mm[1.139 in]

Product Type Features



PCB Connector Assembly Type	PCB Mount Receptacle
Connector & Contact Terminates To	Flexible Printed Circuit (FPC)
Connector Product Type	Connector Assembly
Connector System	Flex-to-Board
FPC Actuator Type	Stuffer

Contact Features

Contact Current Rating (Max)	1 A
Contact Shape & Form	Single Beam
PCB Contact Termination Area Plating Material Thickness	3.8 μm, 2 μm
Contact Layout	Inline
Contact Base Material	Phosphor Bronze
PCB Contact Termination Area Plating Material	Tin
PCB Contact Termination Area Plating Material Finish	Bright
Contact Type	Socket
Contact Mating Area Plating Material Finish	Bright
Contact Mating Area Plating Material Thickness	3.8 μm, 2 μm
Contact Mating Location	Top
Contact Mating Area Plating Material	Tin

Configuration Features

Compatible With Wire & Cable Type	FFC, FPC
Number of Rows	1
PCB Mount Orientation	Right Angle
Number of Positions	21

Mechanical Attachment

Connector Mounting Type	Board Mount
Mating Alignment	With
PCB Mount Retention	With
PCB Mount Alignment	Without
Mating Retention Type	Zero Insertion Force (ZIF)

Housing Features

Housing Material	LCP (Liquid Crystal Polymer)
Centerline (Pitch)	1 mm[.039 in]



Termination Features

Termination Method to PCB	Surface Mount
---------------------------	---------------

Other

EU RoHS Compliance	Compliant
EU ELV Compliance	Compliant

Product Compliance

For compliance documentation, visit the product page on TE.com>

EU RoHS Directive 2011/65/EU	Compliant
EU ELV Directive 2000/53/EC	Compliant
China RoHS 2 Directive MIIT Order No 32, 2016	No Restricted Materials Above Threshold
EU REACH Regulation (EC) No. 1907/2006	Current ECHA Candidate List: JUNE 2024 (241) Candidate List Declared Against: JUNE 2024 (241) Does not contain REACH SVHC
Halogen Content	Not Low Halogen - contains Br or Cl > 900 ppm.
Solder Process Capability	Reflow solder capable to 260°C

Product Compliance Disclaimer

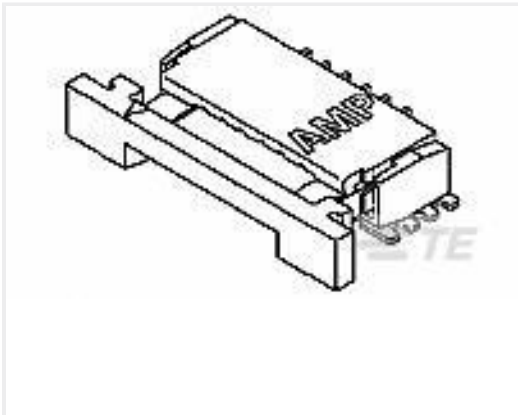
This information is provided based on reasonable inquiry of our suppliers and represents our current actual knowledge based on the information they provided. This information is subject to change. The part numbers that TE has identified as EU RoHS compliant have a maximum concentration of 0.1% by weight in homogenous materials for lead, hexavalent chromium, mercury, PBB, PBDE, DBP, BBP, DEHP, DIBP, and 0.01% for cadmium, or qualify for an exemption to these limits as defined in the Annexes of Directive 2011/65/EU (RoHS2). Finished electrical and electronic equipment products will be CE marked as required by Directive 2011/65/EU. Components may not be CE marked. Additionally, the part numbers that TE has identified as EU ELV compliant have a maximum concentration of 0.1% by weight in homogenous materials for lead, hexavalent chromium, and mercury, and 0.01% for cadmium, or qualify for an exemption to these limits as defined in the Annexes of Directive 2000/53/EC (ELV). Regarding the REACH Regulation, the information TE provides on SVHC in articles for this part number is based on the latest European Chemicals Agency (ECHA) ‘Guidance on requirements for substances in articles’ posted at this URL: <https://echa.europa.eu/guidance-documents/guidance-on-reach>

Compatible Parts





TE Part # 2-84982-1
1MM FFC SMT V ASSY 21P EMBOSS

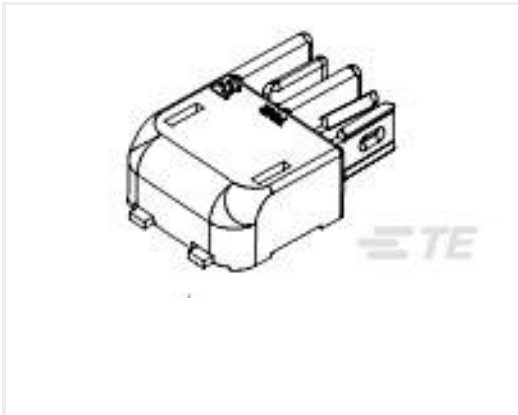


TE Part # 2-84952-1
1MM FPC HORZ.BTTM CONT.ASS.21P

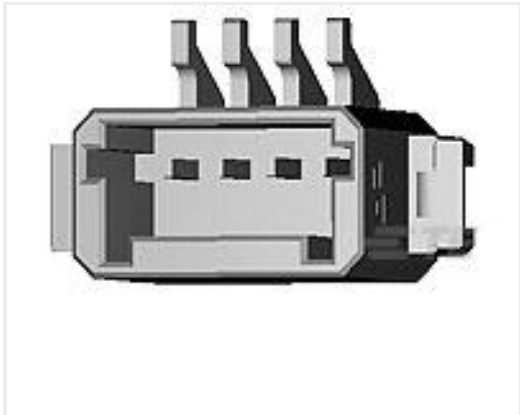
Customers Also Bought



TE Part #1825011-5
ASF22GL04=DPDT AUTOSLIDE




TE Part #2058703-2
Herm Blade& Recp Assy, 4 Pos,Latch



TE Part #2106091-3
4 pos Inverted Thru Board SMT Header



TE Part #9-1879212-8
CPF 0402 24R9 0.1% 25PPM 1K RL




TE Part #1879662-7
H8 11R5 0.1% 15PPM



TE Part #2-31880-1
PIDG R 22-16 COMM 22-18 MIL 4




TE Part #350180
TEST PROBE ASSEMBLY, REC, PA66, BLACK



TE Part #2314578-1
R/A HEADER, MULTI-BEAM XLE, VITA 62



TE Part #2314578-2
R/A HEADER, MULTI-BEAM XLE, VITA 62



TE Part #5532901-3
ASSY,RECPT,R.A.,HDI,LEAD-FREE,

Documents

Product Drawings

1MM FPC HORZ.TOP CONT.ASSY 21P

English

CAD Files

3D PDF

3D

Customer View Model

ENG_CVM_CVM_2-84953-1_A.2d_dxf.zip



English

Customer View Model

[ENG_CVM_CVM_2-84953-1_A.3d_igs.zip](#)

English

Customer View Model

[ENG_CVM_CVM_2-84953-1_A.3d_stp.zip](#)

English

By downloading the CAD file I accept and agree to the [Terms and Conditions](#) of use.

Datasheets & Catalog Pages

FPC Connector Family

English

[1-1773959-7-FPC-Connectors-CN](#)

English

Product Specifications

Product Specification

English

Agency Approvals

UL Report

English