

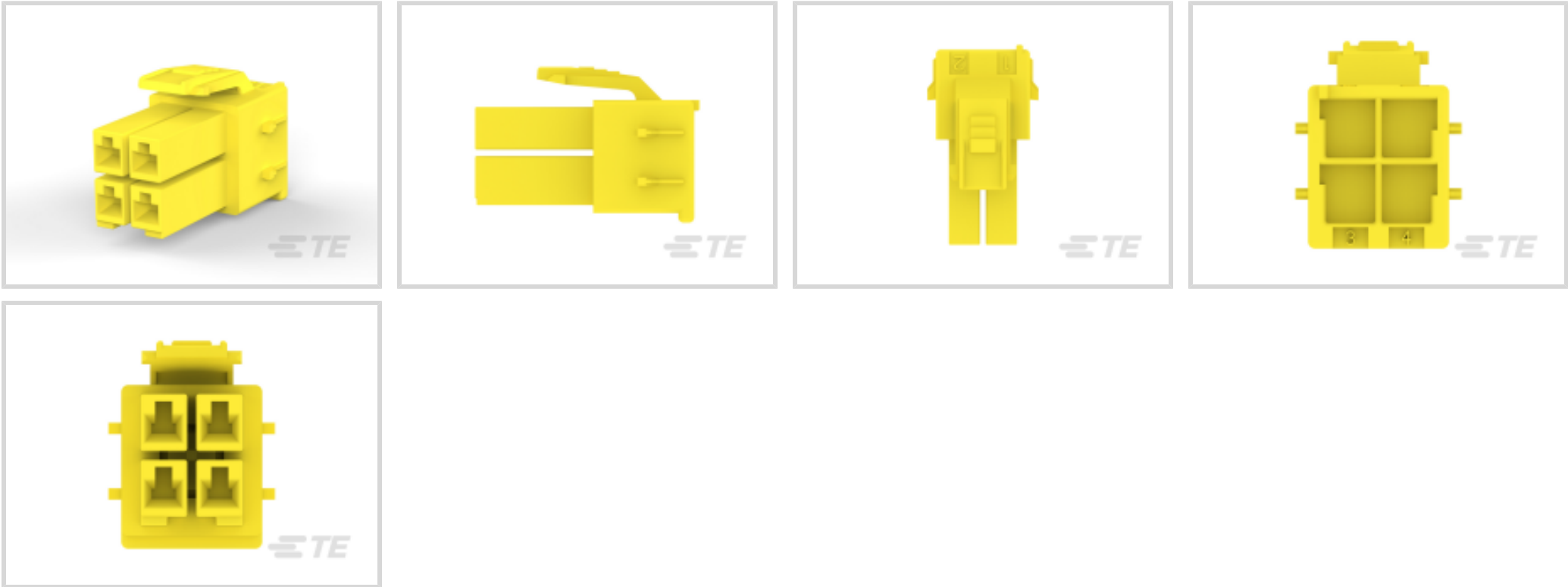


Power Double Lock

TE Internal #: 1-368575-4
Housing, Plug, Wire-to-Board / Wire-to-Wire, 4 Position, 3.96 mm [.156 in] Centerline, Wire & Cable, Power Double Lock, Rectangular Power Connectors

[View on TE.com >](#)

Connectors > Power Connectors > Rectangular Power > Rectangular Power Connectors > Glow Wire Power Double Lock Plug



Rectangular Power Connector Type: **Housing**
Connector & Housing Type: **Plug**
Connector System: **Wire-to-Board, Wire-to-Wire**
Number of Positions: **4**
Centerline (Pitch): **3.96 mm [.156 in]**

[All Glow Wire Power Double Lock Plug \(55\)](#)

Features

Packaging Features

Packaging Quantity	300
Packaging Method	Bag

Contact Features

Contact Layout	Matrix
Contact Retention Within Housing	Without
Contact Type	Receptacle

Industry Standards

Compatible With Agency/Standards Products	USR
Compatible With Approved Standards Products	UL 1977
UL Flammability Rating	UL 94V-0
Glow Wire Rating	GWT 750°C (Without Flame)

Product Type Features

--	--



Compatible With Discrete Wire Type	Stranded
Rectangular Power Connector Type	Housing
Connector & Housing Type	Plug
Connector System	Wire-to-Board, Wire-to-Wire
Sealable	No
Connector & Contact Terminates To	Wire & Cable

Configuration Features

Number of Positions	4
Number of Power Positions	0
Number of Signal Positions	0
Number of Rows	2

Electrical Characteristics

Operating Voltage	300 VAC
-------------------	---------

Termination Features

Termination Method to Wire & Cable	Crimp
------------------------------------	-------

Mechanical Attachment

Connector Mounting Type	Cable Mount (Free-Hanging)
-------------------------	----------------------------

Housing Features

Centerline (Pitch)	3.96 mm[.156 in]
Housing Color	Yellow
Housing Material	PA 66

Dimensions

Row-to-Row Spacing	4.6 mm[.181 in]
--------------------	-----------------

Usage Conditions

Operating Temperature Range	-30 – 105 °C[-22 – 221 °F]
-----------------------------	----------------------------

Operation/Application

Circuit Application	Power & Signal
---------------------	----------------

Other

EU RoHS Compliance	Compliant
EU ELV Compliance	Compliant



Product Compliance


For compliance documentation, visit the product page on TE.com>

EU RoHS Directive 2011/65/EU	Compliant
EU ELV Directive 2000/53/EC	Compliant
China RoHS 2 Directive MIIT Order No 32, 2016	No Restricted Materials Above Threshold
EU REACH Regulation (EC) No. 1907/2006	Current ECHA Candidate List: JUNE 2024 (241) Candidate List Declared Against: JUNE 2024 (241) Does not contain REACH SVHC
Halogen Content	Not Low Halogen - contains Br or Cl > 900 ppm.
Solder Process Capability	Not applicable for solder process capability


Product Compliance Disclaimer

This information is provided based on reasonable inquiry of our suppliers and represents our current actual knowledge based on the information they provided. This information is subject to change. The part numbers that TE has identified as EU RoHS compliant have a maximum concentration of 0.1% by weight in homogenous materials for lead, hexavalent chromium, mercury, PBB, PBDE, DBP, BBP, DEHP, DIBP, and 0.01% for cadmium, or qualify for an exemption to these limits as defined in the Annexes of Directive 2011/65/EU (RoHS2). Finished electrical and electronic equipment products will be CE marked as required by Directive 2011/65/EU. Components may not be CE marked. Additionally, the part numbers that TE has identified as EU ELV compliant have a maximum concentration of 0.1% by weight in homogenous materials for lead, hexavalent chromium, and mercury, and 0.01% for cadmium, or qualify for an exemption to these limits as defined in the Annexes of Directive 2000/53/EC (ELV). Regarding the REACH Regulation, the information TE provides on SVHC in articles for this part number is based on the latest European Chemicals Agency (ECHA) 'Guidance on requirements for substances in articles' posted at this URL: <https://echa.europa.eu/guidance-documents/guidance-on-reach>


Compatible Parts




TE Part # 1-368587-4
PDL 4P CAP 3.96 D/R F/H(GWT) Y



TE Part # 368589-4
PDL 4P CAP 3.96 D/R P/M(GWT) Y



TE Part # 177900-4
POWER DBL LOCK PLUG HSG 4P



TE Part # 368587-4
PDL 4P CAP 3.96 D/R F/H(GWT) Y

Also in the Series | Power Double Lock




Connector Contacts(24)



Connector Hardware(14)



Insertion & Extraction Tools(2)




PCB Headers & Receptacles(43)



Power Contacts(24)



Rectangular Power Connectors(240)



Wire-to-Board Headers & Receptacles (43)

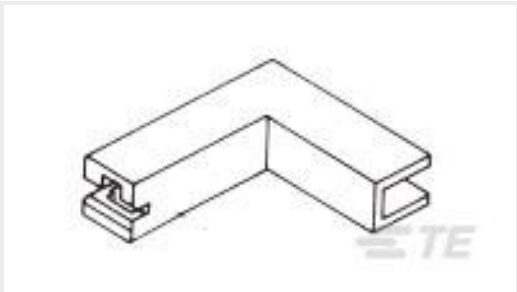
Customers Also Bought



TE Part #177917-1
AMP POWER DBL LOCK TAB (L)



TE Part #1-368589-6
PDL 4P CAP 3.96 D/R P/M(GWT) B



TE Part #360040-1
110 FASTON HSG.,FLAG,REC.,1 POS, NATRUAL



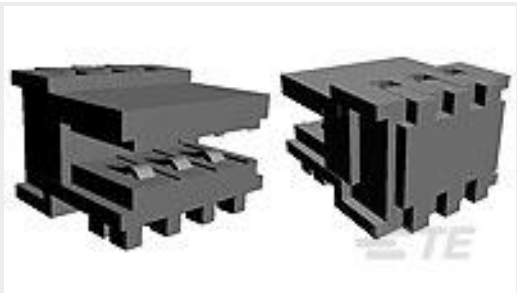
TE Part #1-368589-1
PDL 4P CAP 3.96 D/R P/M(GWT) N



TE Part #2005249-2
PDL 2P CAP 3.96 P/M(GWT) RED



TE Part #2005249-4
PDL 2P CAP 3.96 P/M(GWT) YEL



TE Part #1-966194-3
16X3P FEDERLEIS 2,5

Documents

Product Drawings

PDL 4P PLUG 3.96 D/R(GWT) YEL

English

CAD Files

3D PDF

3D

Customer View Model

ENG_CVM_CVM_1-368575-4_B.2d_dxf.zip



English

Customer View Model

[ENG_CVM_CVM_1-368575-4_B.3d_igs.zip](#)

English

Customer View Model

[ENG_CVM_CVM_1-368575-4_B.3d_stp.zip](#)

English

By downloading the CAD file I accept and agree to the [Terms and Conditions](#) of use.

[Product Specifications](#)

[Application Specification](#)

English