



Connectors > Connector Accessories > Connector Adapters & Connector Savers



Connector Interface Adapter Type: **Between Series Adapter**

Body Orientation: **Straight**

Side A Interface: **N Type**

Side A Gender: **Plug**

Side B Interface: **4.3/10**

Features

Operation/Application

Operating Frequency	10 GHz
---------------------	--------

Product Type Features

Connector Interface Adapter Type	Between Series Adapter
Side A Interface	N Type
Side A Gender	Plug
Side B Interface	4.3/10
Side B Gender	Plug
Sealable	No

Housing Features

Body Orientation	Straight
------------------	----------

Configuration Features

Number of Positions	1
---------------------	---

Electrical Characteristics

Impedance	50 Ω
-----------	------

Usage Conditions



Operating Temperature Range	-40 – 85 °C[-40 – 185 °F]
-----------------------------	---------------------------

Other

EU RoHS Compliance	Compliant with Exemptions
--------------------	---------------------------

Product Compliance

For compliance documentation, visit the product page on TE.com>

EU RoHS Directive 2011/65/EU	Compliant with Exemptions
EU ELV Directive 2000/53/EC	Not Yet Reviewed
China RoHS 2 Directive MIIT Order No 32, 2016	Restricted Materials Above Threshold
EU REACH Regulation (EC) No. 1907/2006	Current ECHA Candidate List: JUNE 2024 (241) Candidate List Declared Against: JUL 2021 (219) SVHC > Threshold: Pb (4% in Component Part) Article Safe Usage Statements: Do not eat, drink or smoke when using this product. Wash thoroughly after handling. Recycle if possible and dispose of the article by following all applicable governmental regulations relevant to your geographic location.
Halogen Content	Low Halogen - Br, Cl, F, I < 900 ppm per homogenous material. Also BFR/CFR/PVC Free
Solder Process Capability	Not reviewed for solder process capability

Product Compliance Disclaimer

This information is provided based on reasonable inquiry of our suppliers and represents our current actual knowledge based on the information they provided. This information is subject to change. The part numbers that TE has identified as EU RoHS compliant have a maximum concentration of 0.1% by weight in homogenous materials for lead, hexavalent chromium, mercury, PBB, PBDE, DBP, BBP, DEHP, DIBP, and 0.01% for cadmium, or qualify for an exemption to these limits as defined in the Annexes of Directive 2011/65/EU (RoHS2). Finished electrical and electronic equipment products will be CE marked as required by Directive 2011/65/EU. Components may not be CE marked. Additionally, the part numbers that TE has identified as EU ELV compliant have a maximum concentration of 0.1% by weight in homogenous materials for lead, hexavalent chromium, and mercury, and 0.01% for cadmium, or qualify for an exemption to these limits as defined in the Annexes of Directive 2000/53/EC (ELV). Regarding the REACH Regulation, the information TE provides on SVHC in articles for this part number is based on the latest European Chemicals Agency (ECHA) ‘Guidance on requirements for substances in articles’ posted at this URL: <https://echa.europa.eu/guidance-documents/guidance-on-reach>

Compatible Parts





TE Part # 2016294-1
C/A,ST PLUG TO ST PLUG,SCREW,
1M 1/2" SF




TE Part # 1-2016294-6
C/A,ST PLUG TO ST PLUG,SW, 0.3M 1
/2" S




TE Part # 2081554-1
ADAPTER 4.3-10 FEMALE TO 4.3-10
FEMALE


Customers Also Bought




TE Part #1-1625995-2
HSC75 50K 10%




TE Part #1879451-6
TE 600W 2R7 5% Bracket



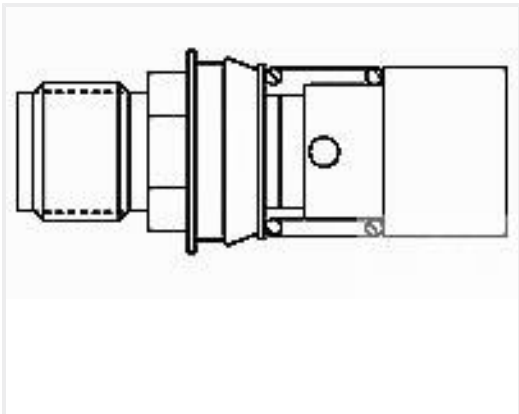
TE Part #2-1609113-7
1CUFS1=F8298



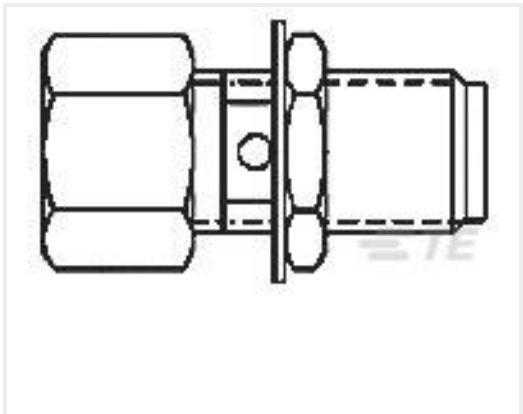
TE Part #8-53555-1
SOLIS SPD 22-16COMM 22-18MIL 2




TE Part #1-2273045-4
M12 x 1.0 straight socket pigt shld A




TE Part #1059724-1
4583 2240 02




TE Part #1059733-1
BSA, OSP Jack-SMA Jack BHD 4584
2244 02



TE Part #YDTS20F25-37PC0000
RECP ASSY



TE Part #YDTS26G15-18SNV001
PLUG ASSY



TE Part #YDTS26G17-35PNV001
PLUG ASSY

Documents

- Product Drawings

ADAPTER N MALE TO 4.3-10 MALE

English
- CAD Files

3D PDF

3D
- Customer View Model

ENG_CVM_CVM_2081558-1_A.2d_dxf.zip



English

Customer View Model

[ENG_CVM_CVM_2081558-1_A.3d_igs.zip](#)

English

Customer View Model

[ENG_CVM_CVM_2081558-1_A.3d_stp.zip](#)

English

By downloading the CAD file I accept and agree to the [Terms and Conditions](#) of use.

Product Specifications

Product Specification

English