



Connectors > PCB Connectors > PCB Headers & Receptacles



PCB Connector Assembly Type: **PCB Mount Receptacle**

PCB Mount Orientation: **Vertical**

Connector System: **Board-to-Board**

Number of Positions: **68**

Number of Rows: **3**

Features

Electrical Characteristics

Operating Voltage	600 VDC
-------------------	---------

Usage Conditions

Operating Temperature (Max)	105 °C[221 °F]
-----------------------------	----------------

Dimensions

Row-to-Row Spacing	2.5 mm[.098 in]
Connector Width	14 mm[.551 in]
PCB Thickness (Recommended)	2.36 mm[.093 in]
Connector Height	14 mm[.551 in]
Connector Length	204 mm[8.03 in]

Packaging Features

Packaging Quantity	4
Packaging Method	Package

Termination Features

Termination Post & Tail Length	4.6 mm[.181 in]
Termination Method to PCB	Through Hole - Press-Fit



Contact Features

Contact Underplating Material	Nickel
Contact Underplating Material Thickness	1.27 μm[50 μin]
Contact Mating Area Plating Material Thickness	.76 μm[30 μin]
Mating Square Post Dimension	.64 mm[.025 in]
Mating Tab Width	7 mm[.275 in]
PCB Contact Termination Area Plating Material Thickness	2.54 μm[100 μin]
Contact Layout	Matrix
Contact Base Material	Phosphor Bronze, Copper Alloy, Brass Alloy
Mating Tab Thickness	1.25 mm[.049 in]
PCB Contact Termination Area Plating Material	Tin
Contact Mating Area Plating Material	Gold
Contact Type	Socket, Receptacle
Contact Current Rating (Max)	3 A, 35 A

Housing Features

Housing Material	Thermoplastic Glass Reinforced
Centerline (Pitch)	7.5 mm, 2.5 mm[.098 in][.295 in]

Configuration Features

Number of Signal Positions	48
Number of Power Positions	20
PCB Mount Orientation	Vertical
Number of Positions	68
Number of Rows	3

Product Type Features

Mixed & Hybrid Header	Yes
Connector Shape	Rectangular
PCB Connector Assembly Type	PCB Mount Receptacle
Connector System	Board-to-Board
Sealable	No
Connector & Contact Terminates To	Printed Circuit Board

Body Features

Primary Product Color	Black
-----------------------	-------



Mechanical Attachment

PCB Mount Retention	Without
PCB Mount Alignment	Without
Connector Mounting Type	Board Mount
Mating Alignment	Without

Operation/Application

Circuit Application	Power & Signal
---------------------	----------------

Industry Standards

UL Flammability Rating	UL 94V-0
------------------------	----------

Other

EU RoHS Compliance	Compliant
EU ELV Compliance	Compliant

Product Compliance

For compliance documentation, visit the product page on TE.com>


EU RoHS Directive 2011/65/EU	Compliant
EU ELV Directive 2000/53/EC	Compliant
China RoHS 2 Directive MIIT Order No 32, 2016	No Restricted Materials Above Threshold
EU REACH Regulation (EC) No. 1907/2006	Current ECHA Candidate List: JUNE 2024 (241) Candidate List Declared Against: JUNE 2024 (241) Does not contain REACH SVHC
Halogen Content	Not Low Halogen - contains Br or Cl > 900 ppm.
Solder Process Capability	Not applicable for solder process capability

Product Compliance Disclaimer


This information is provided based on reasonable inquiry of our suppliers and represents our current actual knowledge based on the information they provided. This information is subject to change. The part numbers that TE has identified as EU RoHS compliant have a maximum concentration of 0.1% by weight in homogenous materials for lead, hexavalent chromium, mercury, PBB, PBDE, DBP, BBP, DEHP, DIBP, and 0.01% for cadmium, or qualify for an exemption to these limits as defined in the Annexes of Directive 2011/65/EU (RoHS2). Finished electrical and electronic equipment products will be CE marked as required by Directive 2011/65/EU. Components may not be CE marked. Additionally, the part numbers that TE has identified as EU ELV compliant have a maximum concentration of 0.1% by weight in homogenous materials for lead, hexavalent chromium, and mercury, and 0.01% for cadmium, or qualify for an exemption to these limits as defined in the Annexes of Directive 2000/53/EC (ELV). Regarding the REACH Regulation, the information TE provides on SVHC in articles for this part number is based on the latest European Chemicals Agency (ECHA) 'Guidance on requirements for substances in articles' posted at this URL: <https://echa.europa.eu/guidance-documents/guidance-on-reach>




Customers Also Bought




TE Part #352332-1
2MM HM TYPE A MALE HDR 154 POS




TE Part #5-100525-4
CODING DEV INSRT COLOR GREEN




TE Part #9-1437651-9
6PCR-08-006=6PCR ASSEMBLY




TE Part #3-1625886-1
1W SM M/OX 5% 680K




TE Part #1903977-1
SLIM UPM 4POS. R/A HDR ASSEMBL




TE Part #223969-1
UNV PWR MDL, GUIDE PIN LOCT PL




TE Part #102557-1
40 MODII HDR DRST SHRD A/PIN



TE Part #1757826-6
AMPLIMITE,ASY,RCPT,FB,90,ZN,6



TE Part #8-1437514-0
M8134-HC-5P2=HOLTITE CONTACT 3



TE Part #8-1437514-1
M8134-HC-6P2=HOLTITE GOLD 3.2.

Documents

Product Drawings
CONN,SKT,STR,COMPL,FLATPAQ
English

CAD Files
Customer View Model
ENG_CVM_CVM_6646272-1_B.2d_dxf.zip
English
3D PDF
3D
Customer View Model
ENG_CVM_CVM_6646272-1_B.3d_igs.zip
English
Customer View Model
ENG_CVM_CVM_6646272-1_B.3d_stp.zip
English

By downloading the CAD file I accept and agree to the Terms and Conditions of use.



- [Product Specifications](#)
- [Application Specification](#)
- English