



TH/.025 Connector System

TE Internal #: 1379681-5
24 Position Housing, Housing for Male Terminals, Wire-to-Wire, 2.2 mm [.087 in] Centerline, Natural, Wire & Cable, Signal, TH/.025 Connector System

[View on TE.com >](#)

Connectors > Automotive Connectors > Automotive Housings > TH/.025 CONNECTOR SYSTEM, HOUSING



Number of Positions: 24
Connector & Housing Type: Housing for Male Terminals
Mating Tab Width: .64 mm [.025 in]
Connector System: Wire-to-Wire
Centerline (Pitch): 2.2 mm [.087 in]

[All TH/.025 Connector System, Housing \(177\)](#)

Features

Industry Standards

UL Flammability Rating	UL 94HB
------------------------	---------

Dimensions

Row-to-Row Spacing	3 mm[.118 in]
Product Width	33.9 mm[1.335 in]
Product Length	31.8 mm[1.252 in]
Connector Height	14.7 mm[.579 in]

Mechanical Attachment

Strain Relief	Without
Terminal Position Assurance	Yes
Mating Alignment Type	Keyed
Mating Alignment	With
Connector Mounting Type	Cable Mount (Free-Hanging)



Other

Serviceable	Yes
Connector Position Assurance Capable	No
EU RoHS Compliance	Compliant
EU ELV Compliance	Compliant

Electrical Characteristics

Operating Voltage	14 VDC
Nominal Voltage Architecture	14 V

Body Features

Cable Exit Angle	180°
Primary Product Color	Natural
Connector & Keying Code	Neutral

Housing Features

Housing Material	PBT
Centerline (Pitch)	2.2 mm[.087 in]

Contact Features

Contact Size	.63mm
Contact Type	Tab
Mating Tab Width	.64 mm[.025 in]
Contact Current Rating (Max)	7.5 A

Product Type Features

Mixed & Hybrid Connector	No
Connector Shape	Rectangular
Connector & Housing Type	Housing for Male Terminals
Connector System	Wire-to-Wire
Sealable	No
Primary Locking Feature	On the Terminal
Connector & Contact Terminates To	Wire & Cable

Configuration Features

Number of Positions	24
Number of Rows	2

Usage Conditions



Operating Temperature (Max)	80 °C, 100 °C, 90 °C, 85 °C, 75 °C, 70 °C [158 °F][167 °F][176 °F][194 °F][185 °F][212 ° F]
Operating Temperature Range	-40 – 100 °C[-40 – 212 °F]

Operation/Application

Circuit Application	Signal
---------------------	--------

Product Compliance

For compliance documentation, visit the product page on TE.com>

EU RoHS Directive 2011/65/EU	Compliant
EU ELV Directive 2000/53/EC	Compliant
China RoHS 2 Directive MIIT Order No 32, 2016	No Restricted Materials Above Threshold
EU REACH Regulation (EC) No. 1907/2006	Current ECHA Candidate List: JUNE 2024 (241) Candidate List Declared Against: JUL 2021 (219) Does not contain REACH SVHC
Halogen Content	Low Halogen - Br, Cl, F, I < 900 ppm per homogenous material. Also BFR/CFR/PVC Free
Solder Process Capability	Not reviewed for solder process capability

Product Compliance Disclaimer

This information is provided based on reasonable inquiry of our suppliers and represents our current actual knowledge based on the information they provided. This information is subject to change. The part numbers that TE has identified as EU RoHS compliant have a maximum concentration of 0.1% by weight in homogenous materials for lead, hexavalent chromium, mercury, PBB, PBDE, DBP, BBP, DEHP, DIBP, and 0.01% for cadmium, or qualify for an exemption to these limits as defined in the Annexes of Directive 2011/65/EU (RoHS2). Finished electrical and electronic equipment products will be CE marked as required by Directive 2011/65/EU. Components may not be CE marked. Additionally, the part numbers that TE has identified as EU ELV compliant have a maximum concentration of 0.1% by weight in homogenous materials for lead, hexavalent chromium, and mercury, and 0.01% for cadmium, or qualify for an exemption to these limits as defined in the Annexes of Directive 2000/53/EC (ELV). Regarding the REACH Regulation, the information TE provides on SVHC in articles for this part number is based on the latest European Chemicals Agency (ECHA) ‘Guidance on requirements for substances in articles’ posted at this URL: <https://echa.europa.eu/guidance-documents/guidance-on-reach>

Compatible Parts






TE Part # 1379668-5
24W PLUG HSG ASSY natural




TE Part # CAT-T319-T273
TH/.025 CONNECTOR SYSTEM,
RECPT AND TAB


Also in the Series | TH/.025 Connector System




Automotive Connector Locks & Position Assurance(1)




Automotive Headers(7)




Automotive Housings(62)



Automotive Terminals(8)



Insertion & Extraction Tools(4)



Other Automotive Connector Accessories(1)



PCB Headers & Receptacles(7)



Wire-to-Board Headers & Receptacles (7)

Customers Also Bought



TE Part #61188-1
250 FASTON FLAG REC 16-12 AWG
TPBZ



TE Part #42563-2
250 FASTON FLAG REC 12-10 AWG
TPBR



TE Part #41802
250 FASTON FLAG REC 18-12 AWG
TPBR



TE Part #5-2176339-2
CRGCQ 0603 180K 1%



TE Part #4-1676913-0
YR1 0.1% 22K1



TE Part #1473416-1
SUPER SEAL 26POS PLUG ASSY



TE Part #1379219-1
12POS MQS REC



TE Part #CAT-T319-CH8172
TH/.025 CONNECTOR SYSTEM,
HOUSING



Documents

Product Drawings

24W TAB HSG ASSY NATURAL

English

CAD Files

3D PDF

3D

Customer View Model

ENG_CVM_CVM_1379681-5_A.2d_dxf.zip

English

Customer View Model

ENG_CVM_CVM_1379681-5_A.3d_igs.zip

English

Customer View Model

ENG_CVM_CVM_1379681-5_A.3d_stp.zip

English

By downloading the CAD file I accept and agree to the [Terms and Conditions](#) of use.

Product Specifications

Product Specification

English

Packaging specification for TH Tab en Plug (TH TES)

English

Instruction Sheets

Instruction Sheet (non U.S.)

English