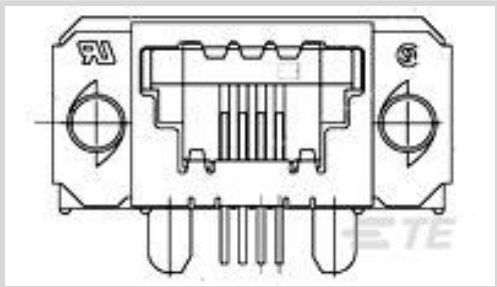




Connectors > Audio & Video Connectors > SDL Connectors



Connector & Housing Type: **Receptacle**
Connector System: **Cable-to-Board**
Number of Positions: **4**
Centerline (Pitch): **1.27 mm [.05 in]**
Connector & Contact Terminates To: **Printed Circuit Board**

Features

Industry Standards

UL Flammability Rating	UL 94V-0
------------------------	----------

Body Features

Shield Plating Material	Tin over Nickel
Shield Material	Brass

Mechanical Attachment

PCB Mount Retention Type	Boardlock
Polarization Code	A
PCB Mount Retention	With
Connector Mounting Type	Board Mount

Contact Features

Contact Mating Area Plating Material	Gold
Contact Base Material	Phosphor Bronze
	50 µin
Contact Current Rating (Max)	1.5 A

Housing Features

Housing Color	Black
Housing Material	Polyester GF
Mating Entry Location	Side



Centerline (Pitch)

1.27 mm[.05 in]

Product Type Features

Grounding Options	PCB and Panel Ground
Receptacle Configuration	Standard
Connector & Housing Type	Receptacle
Connector System	Cable-to-Board
Connector & Contact Terminates To	Printed Circuit Board

Configuration Features

Number of Positions	4
---------------------	---

Usage Conditions

Operating Temperature Range	-20 – 80 °C[-4 – 176 °F]
-----------------------------	--------------------------

Operation/Application

Circuit Application	Signal
---------------------	--------

Other

EU RoHS Compliance	Compliant
EU ELV Compliance	Compliant

Product Compliance

For compliance documentation, visit the product page on TE.com>

EU RoHS Directive 2011/65/EU	Compliant
EU ELV Directive 2000/53/EC	Compliant
China RoHS 2 Directive MIIT Order No 32, 2016	No Restricted Materials Above Threshold
EU REACH Regulation (EC) No. 1907/2006	Current ECHA Candidate List: JUNE 2024 (241) Candidate List Declared Against: JUNE 2024 (241) Does not contain REACH SVHC
Halogen Content	Not Low Halogen - contains Br or Cl > 900 ppm.
Solder Process Capability	Wave solder capable to 265°C

Product Compliance Disclaimer

This information is provided based on reasonable inquiry of our suppliers and represents our current actual knowledge based on the information they provided. This information is subject to change. The part numbers that TE has identified as EU RoHS compliant have a maximum concentration of 0.1% by weight in homogenous materials for lead, hexavalent chromium, mercury, PBB, PBDE, DBP, BBP, DEHP, DIBP, and 0.01% for cadmium, or qualify for an exemption to these limits as defined in the Annexes of Directive 2011/65/EU (RoHS2). Finished electrical and electronic equipment products

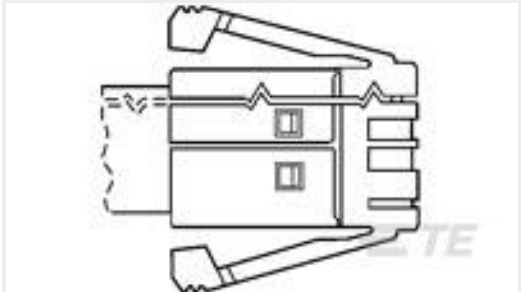


will be CE marked as required by Directive 2011/65/EU. Components may not be CE marked. Additionally, the part numbers that TE has identified as EU ELV compliant have a maximum concentration of 0.1% by weight in homogenous materials for lead, hexavalent chromium, and mercury, and 0.01% for cadmium, or qualify for an exemption to these limits as defined in the Annexes of Directive 2000/53/EC (ELV). Regarding the REACH Regulation, the information TE provides on SVHC in articles for this part number is based on the latest European Chemicals Agency (ECHA) 'Guidance on requirements for substances in articles' posted at this URL: <https://echa.europa.eu/guidance-documents/guidance-on-reach>

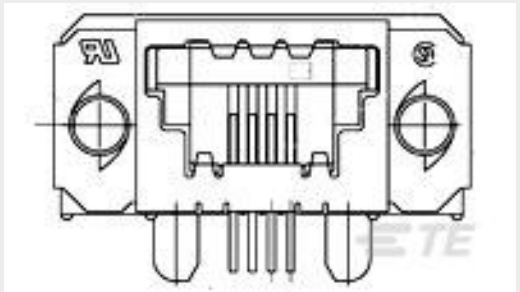
Compatible Parts



TE Part # 1-1761182-1
4 SDL SE RCPT ASSY

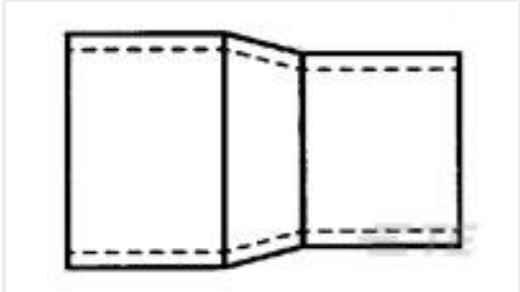


TE Part # 4-1761199-1
4 POSN SE SDL RCPT W/BDLK

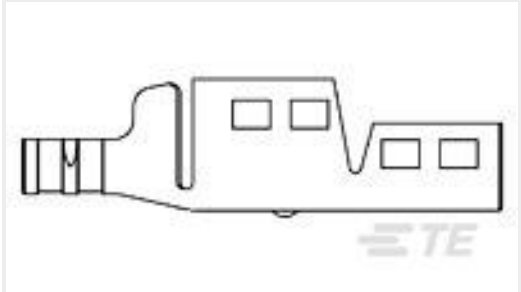


TE Part # 5-1761199-1
4 POSN SE SDL RCPT W/BDLK

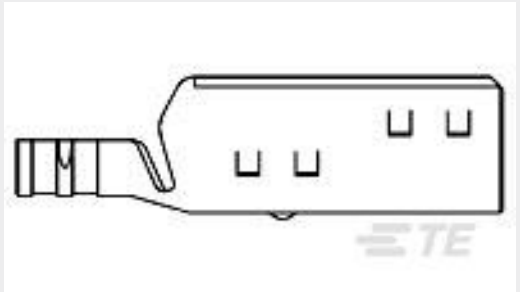
Customers Also Bought



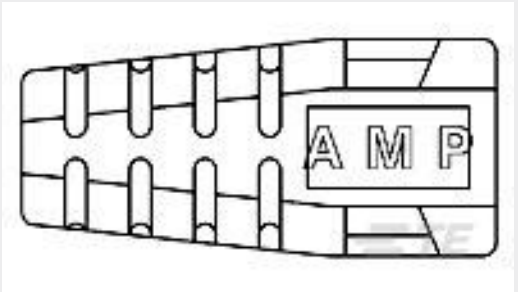
TE Part #520437-1
8 SDL FERRULE,BULK PKG



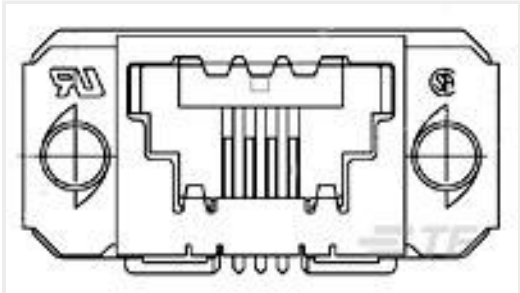
TE Part #520464-1
8 SDL RND SHIELD,TOP,BULK PKG



TE Part #520465-1
8 SDL RND SHIELD,BTTM,BULK PKG



TE Part #520853-1
8 SDL RND PLUG BOOT,BULK PKG



TE Part #1761196-1
8POS.RECPT.ASSY,PCB GROUNDED



TE Part #1740317-3
NECTOR S DISTRIBUTOR ASSY 6 POS BLACK



TE Part #1740316-1
NECTOR S CODING RING



TE Part #1740317-2
NECTOR S DISTRIBUTOR ASSY 7 POS WHITE



TE Part #293300-3
NECTOR S BUS BAR ASSY HV-1 WHITE



TE Part #51979-1
TERMINAL,COPALUM 12-10 8

Documents

Product Drawings



4 POSN SE SDL RCPT W/BDLK

English

CAD Files

Customer View Model

ENG_CVM_CVM_1-1761199-1_B.2d_dxf.zip

English

3D PDF

3D

Customer View Model

ENG_CVM_CVM_1-1761199-1_B.3d_igs.zip

English

Customer View Model

ENG_CVM_CVM_1-1761199-1_B.3d_stp.zip

English

By downloading the CAD file I accept and agree to the [Terms and Conditions](#) of use.

Product Specifications

Application Specification

English

Instruction Sheets

Instruction Sheet (U.S.)

English