



Connectors > PCB Connectors > Wire-to-Board Connectors > FFC, FPC & Ribbon Connectors > FPC Connectors



Centerline (Pitch): .5 mm [.02 in]

Mating Retention Type: Zero Insertion Force (ZIF)

PCB Mount Orientation: Right Angle

Contact Mating Location: Bottom

Termination Method to PCB: Surface Mount

Features

Electrical Characteristics

Operating Voltage	250 VAC
-------------------	---------

Usage Conditions

Operating Temperature Range	-40 – 85 °C[-40 – 185 °F]
-----------------------------	---------------------------

Body Features

Primary Product Color	Natural
-----------------------	---------

Identification Marking

Circuit Identification Feature	Without
--------------------------------	---------

Packaging Features

Packaging Method	Tape
Packaging Quantity	2000

Operation/Application

Circuit Application	Signal
---------------------	--------

Dimensions

Connector Width	5.1 mm[.2 in]
Accepts Flex Cable Thickness	.3 mm[.012 in]
Connector Height	2.05 mm[.08 in]
Connector Length	12.43 mm[.489 in]

Product Type Features

--	--

PCB Connector Assembly Type	PCB Mount Receptacle
Connector & Contact Terminates To	Printed Circuit Board, Flexible Printed Circuit (FPC)
Connector Product Type	Connector Assembly
Connector System	Flex-to-Board
FPC Actuator Type	Stuffer

Contact Features

Contact Current Rating (Max)	.5 A
PCB Contact Termination Area Plating Material Thickness	.025 µm[100 µin]
Contact Shape & Form	Single Beam
Contact Layout	Inline
Contact Base Material	Phosphor Bronze
PCB Contact Termination Area Plating Material	Gold
Contact Type	Socket
Contact Mating Area Plating Material Thickness	.025 µm[100 µin]
Contact Mating Location	Bottom
Contact Mating Area Plating Material	Gold Flash

Configuration Features

Compatible With Wire & Cable Type	FFC, FPC
Number of Rows	1
PCB Mount Orientation	Right Angle
Number of Positions	14

Mechanical Attachment

Connector Mounting Type	Board Mount
Mating Alignment	With
PCB Mount Retention	With
PCB Mount Alignment	Without
Mating Retention Type	Zero Insertion Force (ZIF)

Housing Features

Housing Material	LCP (Liquid Crystal Polymer)
Centerline (Pitch)	.5 mm[.02 in]

Termination Features

Termination Method to PCB	Surface Mount
---------------------------	---------------



Other

EU RoHS Compliance	Compliant
EU ELV Compliance	Compliant

Product Compliance

For compliance documentation, visit the product page on TE.com>

EU RoHS Directive 2011/65/EU	Compliant
EU ELV Directive 2000/53/EC	Compliant
China RoHS 2 Directive MIIT Order No 32, 2016	No Restricted Materials Above Threshold
EU REACH Regulation (EC) No. 1907/2006	Current ECHA Candidate List: JUNE 2024 (241) Candidate List Declared Against: JAN 2021 (211) Does not contain REACH SVHC
Halogen Content	Low Halogen - Br, Cl, F, I < 900 ppm per homogenous material. Also BFR/CFR/PVC Free
Solder Process Capability	Reflow solder capable to 260°C

Product Compliance Disclaimer

This information is provided based on reasonable inquiry of our suppliers and represents our current actual knowledge based on the information they provided. This information is subject to change. The part numbers that TE has identified as EU RoHS compliant have a maximum concentration of 0.1% by weight in homogenous materials for lead, hexavalent chromium, mercury, PBB, PBDE, DBP, BBP, DEHP, DIBP, and 0.01% for cadmium, or qualify for an exemption to these limits as defined in the Annexes of Directive 2011/65/EU (RoHS2). Finished electrical and electronic equipment products will be CE marked as required by Directive 2011/65/EU. Components may not be CE marked. Additionally, the part numbers that TE has identified as EU ELV compliant have a maximum concentration of 0.1% by weight in homogenous materials for lead, hexavalent chromium, and mercury, and 0.01% for cadmium, or qualify for an exemption to these limits as defined in the Annexes of Directive 2000/53/EC (ELV). Regarding the REACH Regulation, the information TE provides on SVHC in articles for this part number is based on the latest European Chemicals Agency (ECHA) 'Guidance on requirements for substances in articles' posted at this URL: <https://echa.europa.eu/guidance-documents/guidance-on-reach>


Compatible Parts




TE Part # 1-2040832-4
EMBOSS TAPING 0.25FPC BF-L-1.3

Customers Also Bought







TE Part #7-188275-6
MICRO-MATCH SMD FTE




TE Part #T4140012121-000
M12,REAR MOUNT,MALE, A,12P,
SOLDER PCB




TE Part #5-1624112-7
3650 0402 56nH 5% 2K RL




TE Part #2344656-2
WLAN DUAL BAND ANTENNA FPC V
100mm




TE Part #3-2176343-2
CRGCQ 1206 3K9 1%




TE Part #2319764-2
E STACK PIANO 4P G LONG TUBE
PD ON




TE Part #1-2176245-8
CRGS1206 5% 27R



TE Part #1462039-4
IM13GR=IM RELAY 100mW 5V



TE Part #2176613-9
EP 4W (SS) 2R2 5%



TE Part #4-1393788-5
V23079C1101B301

Documents

Product Drawings

FPC CONN. 0.5MM PITCH B/C, 14P

English

CAD Files

3D PDF

3D

Customer View Model

ENG_CVM_CVM_1-1734592-4_C_c-1-1734592-4-c.2d_dxf.zip

English

Customer View Model

ENG_CVM_CVM_1-1734592-4_C_c-1-1734592-4-c.3d_igs.zip

English

Customer View Model

ENG_CVM_CVM_1-1734592-4_C_c-1-1734592-4-c.3d_stp.zip

English

By downloading the CAD file I accept and agree to the Terms and Conditions of use.

Datasheets & Catalog Pages



FPC Connector Family

English

1-1773959-7-FPC-Connectors-CN

English

Product Specifications

Product Specification

English