



Connectors > PCB Connectors > Wire-to-Board Connectors > FFC, FPC & Ribbon Connectors > Ribbon Cable Connectors



Connector System: **Wire-to-Board**
Number of Positions: **8**
Centerline (Pitch): **2.54 mm [.1 in]**
PCB Mount Retention: **Without**
PCB Mount Orientation: **Vertical**

Features

Electrical Characteristics

Operating Voltage	250 VAC
Insulation Resistance	5000 MΩ

Industry Standards

Compatible With Agency/Standards Products	UL, CSA
UL Rating	Recognized
UL Flammability Rating	UL 94V-0
Compatible With Approved Standards Products	UL E28476, CSA LR7189

Packaging Features

Packaging Quantity	180
Packaging Method	Tray, Box & Tray

Operation/Application

Solder Process Feature	Solder Dipped
Circuit Application	Signal



Contact Features

Contact Mating Area Plating Material Thickness	.76 µm[29.92 µin]
Wire Contact Termination Area Plating Material	Gold
PCB Contact Termination Area Plating Material Thickness	.762 µm[30 µin]
Contact Layout	Inline
Contact Base Material	Phosphor Bronze
PCB Contact Termination Area Plating Material	Gold
Wire Contact Termination Area Plating Thickness	.127 µm[5 µin]
Contact Type	Pin
Contact Current Rating (Max)	1 A

Body Features

Daisy Chain	Without
Primary Product Color	Black
Connector Profile	Standard

Dimensions

Compatible Insulation Diameter Range	.81 – 1.07 mm[.032 – .042 in]
Connector Width	10.67 mm[.42 in]
Wire Size	30 – 26 AWG
PCB Thickness (Recommended)	3.18 mm[.125 in]
Connector Height	6.43 mm[.253 in]
Connector Length	12.4 mm[.488 in]
Row-to-Row Spacing	2 mm[.3 in]

Termination Features

Rectangular Termination Post & Tail Width	.5 mm[.02 in]
Rectangular Termination Post & Tail Thickness	.32 mm[.013 in]
Termination Method to Wire & Cable	Insulation Displacement (IDC)
Termination Post & Tail Length	3.94 mm[.155 in]
Termination Method to PCB	Through Hole - Solder

Mechanical Attachment

Panel Mount Feature	Without
Mating Alignment	With
PCB Mount Alignment	Without



PCB Mount Retention	Without
Mating Alignment Type	Polarization
Mating Retention	Without
Connector Mounting Type	Board Mount

Housing Features

Housing Material	Thermoplastic
Centerline (Pitch)	2.54 mm[.1 in]

Product Type Features

Connector Product Type	Connector Assembly
Ribbon Cable Connector Header Type	Pin Header
Connector System	Wire-to-Board
Connector & Housing Type	Plug
Connector & Contact Terminates To	Printed Circuit Board, Wire & Cable

Configuration Features

Number of Positions	8
PCB Mount Orientation	Vertical
Number of Rows	2

Usage Conditions

Operating Temperature Range	-65 – 105 °C[-85 – 221 °F]
-----------------------------	----------------------------

Other

EU RoHS Compliance	Compliant
EU ELV Compliance	Compliant

Product Compliance

For compliance documentation, visit the product page on TE.com>

EU RoHS Directive 2011/65/EU	Compliant
EU ELV Directive 2000/53/EC	Compliant
China RoHS 2 Directive MIIT Order No 32, 2016	No Restricted Materials Above Threshold
EU REACH Regulation (EC) No. 1907/2006	Current ECHA Candidate List: JUNE 2024 (241) Candidate List Declared Against: JUNE 2024 (241) Does not contain REACH SVHC
Halogen Content	Not Low Halogen - contains Br or Cl > 900



ppm.

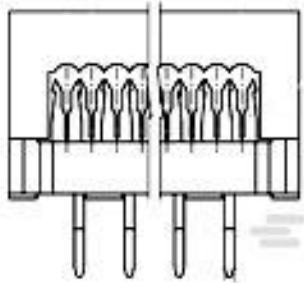
Solder Process Capability

Wave solder capable to 265°C

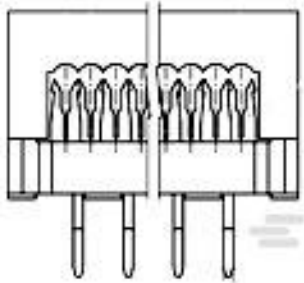
Product Compliance Disclaimer

This information is provided based on reasonable inquiry of our suppliers and represents our current actual knowledge based on the information they provided. This information is subject to change. The part numbers that TE has identified as EU RoHS compliant have a maximum concentration of 0.1% by weight in homogenous materials for lead, hexavalent chromium, mercury, PBB, PBDE, DBP, BBP, DEHP, DIBP, and 0.01% for cadmium, or qualify for an exemption to these limits as defined in the Annexes of Directive 2011/65/EU (RoHS2). Finished electrical and electronic equipment products will be CE marked as required by Directive 2011/65/EU. Components may not be CE marked. Additionally, the part numbers that TE has identified as EU ELV compliant have a maximum concentration of 0.1% by weight in homogenous materials for lead, hexavalent chromium, and mercury, and 0.01% for cadmium, or qualify for an exemption to these limits as defined in the Annexes of Directive 2000/53/EC (ELV). Regarding the REACH Regulation, the information TE provides on SVHC in articles for this part number is based on the latest European Chemicals Agency (ECHA) ‘Guidance on requirements for substances in articles’ posted at this URL: <https://echa.europa.eu/guidance-documents/guidance-on-reach>

Compatible Parts



TE Part # 746613-1
08 DIP PLUG CONN-W/COVER



TE Part # 746613-3
16 DIP PLUG CONN-W/COVER



TE Part # 5746613-1
08 DIP PLUG CONN-W/COVER

Customers Also Bought




TE Part #3-644457-2
02P MTA100 HDR ASSY R/A NARROW



TE Part #2-328657-1
N PIDG RING 22-16 2



TE Part #6-1879234-5
SMF5 240K 5%




TE Part #5-826634-0
MOD2 PIN HEADER 50P



TE Part #84533-4
1.25MM FFC POST PLATED H 4P



TE Part #32959
TERMINAL,PG R 16-14 8



TE Part #2-1393030-1
SSRT-240D10 = PANEL MOUNT,10A, 240VAC



TE Part #CV20922001
RW-175-E-3/64-X-STK



Documents

Product Drawings

08 DIP PLUG CONN-W/COVER

English

CAD Files

3D PDF

3D

Customer View Model

ENG_CVM_CVM_746611-7_G.2d_dxf.zip

English

Customer View Model

ENG_CVM_CVM_746611-7_G.3d_igs.zip

English

Customer View Model

ENG_CVM_CVM_746611-7_G.3d_stp.zip

English

By downloading the CAD file I accept and agree to the [Terms and Conditions](#) of use.

Datasheets & Catalog Pages

Ribbon Cable Interconnect Solutions

English

Product Specifications

Application Specification

English

Instruction Sheets

Instruction Sheet (U.S.)

English

Agency Approvals

UL Report

English