




Connectors > Rectangular Connectors > Rectangular Connector Housings



Connector System: **Wire-to-Wire**

Number of Positions: **20**

Centerline (Pitch): **4.2 mm [ .165 in ]**

Number of Rows: **2**

Housing Material: **Nylon**

Features

Dimensions

Row-to-Row Spacing	4.2 mm[.165 in]
--------------------	-----------------

Configuration Features

Insertion Force	15 Newton
Number of Positions	20
Number of Rows	2

Product Type Features

Connector System	Wire-to-Wire
Connector & Housing Type	Receptacle
Sealable	No
Connector & Contact Terminates To	Wire & Cable

Contact Features

Contact Type	Socket
--------------	--------

Mechanical Attachment

Connector Mounting Type	Cable Mount (Free-Hanging)
-------------------------	----------------------------

Housing Features

Centerline (Pitch)	4.2 mm[.165 in]
Housing Material	Nylon



Usage Conditions

Operating Temperature Range	-40 – 105 °C[-40 – 221 °F]
-----------------------------	----------------------------

Operation/Application

Circuit Application	Power
---------------------	-------

Other

EU RoHS Compliance	Compliant
EU ELV Compliance	Compliant

Product Compliance

For compliance documentation, visit the product page on TE.com>

EU RoHS Directive 2011/65/EU	Compliant
EU ELV Directive 2000/53/EC	Compliant
China RoHS 2 Directive MIIT Order No 32, 2016	No Restricted Materials Above Threshold
EU REACH Regulation (EC) No. 1907/2006	Current ECHA Candidate List: JUNE 2024 (241) Candidate List Declared Against: JUNE 2024 (241) Does not contain REACH SVHC
Halogen Content	Not Low Halogen - contains Br or Cl > 900 ppm.
Solder Process Capability	Not reviewed for solder process capability

Product Compliance Disclaimer

This information is provided based on reasonable inquiry of our suppliers and represents our current actual knowledge based on the information they provided. This information is subject to change. The part numbers that TE has identified as EU RoHS compliant have a maximum concentration of 0.1% by weight in homogenous materials for lead, hexavalent chromium, mercury, PBB, PBDE, DBP, BBP, DEHP, DIBP, and 0.01% for cadmium, or qualify for an exemption to these limits as defined in the Annexes of Directive 2011/65/EU (RoHS2). Finished electrical and electronic equipment products will be CE marked as required by Directive 2011/65/EU. Components may not be CE marked. Additionally, the part numbers that TE has identified as EU ELV compliant have a maximum concentration of 0.1% by weight in homogenous materials for lead, hexavalent chromium, and mercury, and 0.01% for cadmium, or qualify for an exemption to these limits as defined in the Annexes of Directive 2000/53/EC (ELV). Regarding the REACH Regulation, the information TE provides on SVHC in articles for this part number is based on the latest European Chemicals Agency (ECHA) 'Guidance on requirements for substances in articles' posted at this URL: <https://echa.europa.eu/guidance-documents/guidance-on-reach>


Compatible Parts



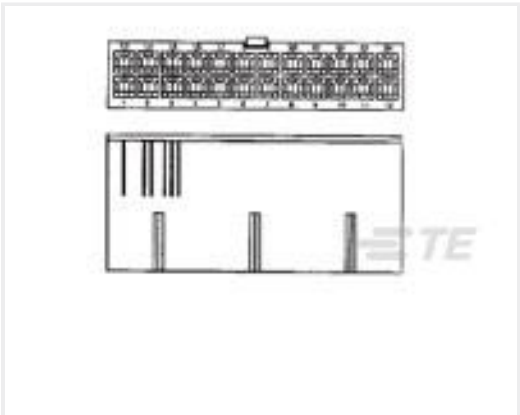
TE Part # 2-2296207-0  
[20P PM PLUG VAL-U-LOK PM GWT/V0](#)



TE Part # 2-2296206-0  
[20P FH PLUG VAL-U-LOK FH GWT/V0](#)



TE Part # 2-1586861-0  
[20P PM PLUG VAL-U-LOK PM GW](#)



TE Part # 2-1586862-0  
[20P FH PLUG VAL-U-LOK FH GW](#)

Customers Also Bought



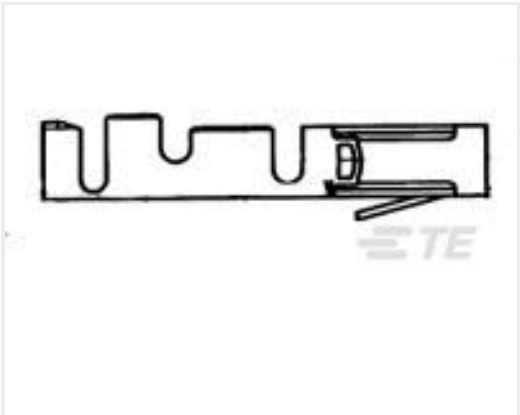
TE Part #1-86557-9  
[FFC,PIN CONTACT,ROUND WIRE,22-](#)




TE Part #2273011-1  
[M8 x 1.0 Angled socket Pigtail](#)



TE Part #350786-1  
[02P UMNL HDR ASSY 94VO](#)



TE Part #281556-2  
[20AWG MOD 2 CRIMP TIN PLATE](#)



TE Part #1586314-1  
[VAL-U-LOK PIN BR TN 22-18 LP](#)



TE Part #180464-1  
[250 FASTON,FLAG,REC.,14-17AWG, LATON](#)



TE Part #1487596-1  
[USB, A-B, 28/24, BLACK, 2.0M](#)



TE Part #2857543007  
[44A0111-26-4](#)



TE Part #8-1415546-7  
[RP314012](#)



TE Part #080-0014  
[CABLE,U.FL to SMA Bulkhd 1.13mm Dia,210m](#)

Documents

Product Drawings

[20P RCPT VAL-U-LOK GWT/V0](#)

English

CAD Files

[3D PDF](#)

3D

Customer View Model

[ENG\\_CVM\\_CVM\\_2-2296205-0\\_A.2d\\_dxf.zip](#)



English

Customer View Model

[ENG\\_CVM\\_CVM\\_2-2296205-0\\_A.3d\\_igs.zip](#)

English

Customer View Model

[ENG\\_CVM\\_CVM\\_2-2296205-0\\_A.3d\\_stp.zip](#)

English

By downloading the CAD file I accept and agree to the [Terms and Conditions](#) of use.

Product Specifications

[Application Specification](#)

English

Agency Approvals

[UL Report](#)

English

[UL Report](#)

English